

# PEARL MANTELS®

Makers of fine furniture for your hearth and home

## Your Mantel Headquarters!



**NEW:** Zachary Non-Combustible Surround shown in Pepper Finish. Patent Pending. See pages 2-3.

*Because each mounting surface is different, hardware is not included to attach the hanger board to the mounting surface. Please consult a professional for advice.*

**PEARL MANTELS® offers great value and quality that stand the test of time.**

Pearl Mantels is a leading manufacturer of fine furniture quality wood and MDF mantels, shelves, adjustable mantels and shelves, non-combustible mantels and shelves, and cast stone shelves for the fireplace and the home. With over 30 mantel and shelf designs, Pearl continues to innovate and design furniture quality products to meet your needs. When you decorate your home, pick a Pearl.

Copyright© Pearl Mantels Corporation®. All rights reserved.



**NEW:** Zachary Non-Combustible shelf shown in Little River Finish. U.S. Patent No. D891,606 and 10750857. See pages 2-3.



**NEW:** 365 Bedford shown in Gristmill Finish. See page 13.



**NEW:** 535 Radford MDF Surround. See page 5.

# New: Zachary Non-Combustible Mantel!

Mantels are hand painted and hand distressed. Actual finish colors, textures and distressing may vary from photos.

This mantel can take the heat! All new non-combustible mantels for use indoors or out. Extremely light-weight, strong, weather-resistant and easy to hang. The paint finish is hand-applied making each piece unique in character and its own individual masterpiece. Transitional designs that fit comfortably into a contemporary or traditional setting make these mantels the perfect addition to your indoor or outdoor room. Pre-drilled metal hanger board, exclusive to this piece.



U.S. Patent No. D891,606  
and 10750857

## Zachary

### Non-Combustible SMOOTH

Available in Whitewash or Graywash finish.  
48", 60", and 72" lengths.

NC WHITEWASH, NC GRAYWASH	NC-48	NC-60	NC-72
Top Shelf Length	48"	60"	72"
Top Shelf Depth	9"	9"	9"
Bottom Base Length	48"	60"	72"
Bottom Base Depth	9"	9"	9"
Overall Height	5"	5"	5"
Net Weight	26 lbs.	35 lbs.	42 lbs.

All finishes are hand applied. Each shelf is hand crafted and painted, appearance may vary from published pictures.



Zachary Non-Combustible shown in Whitewash Smooth finish 60" length.



Zachary Non-Combustible shown in Graywash Smooth finish 60" length.



Zachary Non-Combustible shown in Whitewash Smooth Finish.

Because each mounting surface is different, hardware is not included to attach the hanger board to the mounting surface. Please consult a professional for advice.



Zachary Non-Combustible Surround shown in Salt Smooth Finish.

Zachary Non-Combustible Surround shown in Salt finish.



PATENT  
PENDING

## Zachary Surround

### Non-Combustible SMOOTH

Available in Salt Finish.  
48" and 56" opening widths.

	NCSB-48	NCSB-56
Projection:	1.5"	1.5"
Interior Width:	48"	56"
Interior Height:	42"	42"
Width to outside leg at base:	58"	66"
Shelf Length:	64"	72"
Shelf Depth:	8"	8"
Shelf Height:	5"	5"
Overall Height:	47"	47"
Weight:	88 lbs.	100 lbs.

Wood and MDF are considered combustible materials. Heat clearances must be adhered to. Before installing, check your local building codes and the manufacturer's instructions for your specific fireplace insert or stove.

For all surrounds and shelves: hardware is not included to attach the hanger board to the mounting surface. Actual finish colors and distressing may vary from photos.

\*All Pearl Mantels are manufactured individually. Measurements listed are standard, but tolerances may vary. We encourage you to measure your mantel prior to installation and for all custom-fit applications.

# New Zachary Non-Combustible Mantel! Choose a Shelf or Surround!

Mantels are hand painted and hand distressed. Actual finish colors, textures and distressing may vary from photos.



U.S. Patent No. D891,606  
and 10750857

## Zachary

### Non-Combustible WOOD LOOK

Available in Little River or Fontana finish.  
48", 60", and 72" lengths.

NC LITRIVER, NC FONTANA	NC-48	NC-60	NC-72
Top Shelf Length	48"	60"	72"
Top Shelf Depth	7.87"	7.87"	7.87"
Bottom Base Length	48"	60"	72"
Bottom Base Depth	7.87"	7.87"	7.87"
Overall Height	5"	5"	5"
Net Weight	21 lbs.	26 lbs.	30 lbs.



Zachary Non-Combustible shown in Fontana Wood Look finish 60" length.



Zachary Non-Combustible shown in Little River Wood Look finish 60" length.



Unique pre-drilled hanger rail included for installation in all finishes.



Zachary Non-Combustible shown in Fontana Wood Look Finish.



Zachary Non-Combustible Surround shown in Pepper finish.



PATENT  
PENDING

## Zachary Surround

### Non-Combustible WOOD LOOK

Available in Pepper Finish.  
48" and 56" opening widths.

Because each mounting surface is different, hardware is *not* included to attach the hanger board to the mounting surface. Please consult a professional for advice.

All finishes are hand applied. Each shelf is hand crafted and painted, appearance may vary from published pictures.



Zachary Non-Combustible Surround shown in Pepper Wood Look Finish.

Wood and MDF are considered combustible materials. Heat clearances must be adhered to. Before installing, check your local building codes and the manufacturer's instructions for your specific fireplace insert or stove.

For all surrounds and shelves: hardware is *not* included to attach the hanger board to the mounting surface. Actual finish colors and distressing may vary from photos.

\*All Pearl Mantels are manufactured individually. Measurements listed are standard, but tolerances may vary. We encourage you to measure your mantel prior to installation and for all custom-fit applications.

Visit our website for more photos, 3D product animations, and information on our products and fine furniture quality finishes—[www.pearlmanentels.com](http://www.pearlmanentels.com)

Actual finish colors and distressing may vary from photos. © 1995-2020 Pearl Mantels Corporation®

# MDF—The perfect blend of design and price!

Mantels are hand painted and hand distressed. Actual finish colors, textures and distressing may vary from photos.

## Crestwood No. 618

MDF Available in White, Black, or Mineral painted finish. 48", 60", and 72" lengths.

	618-48	618-60	618-72
Top Shelf Length:	48"	60"	72"
Top Shelf Depth:	10"	10"	10"
Bottom Base Length:	39"	51"	63"
Bottom Base Depth:	5.5"	5.5"	5.5"
Overall Height:	5"	5"	5"



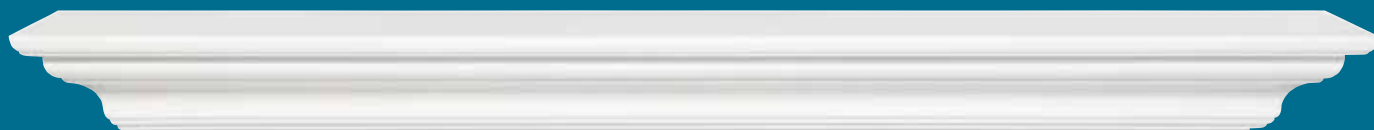
LOOK FOR THE PEARL!

Each of our pieces is lovingly branded with a Pearl inlay—Our Certificate of Authenticity.

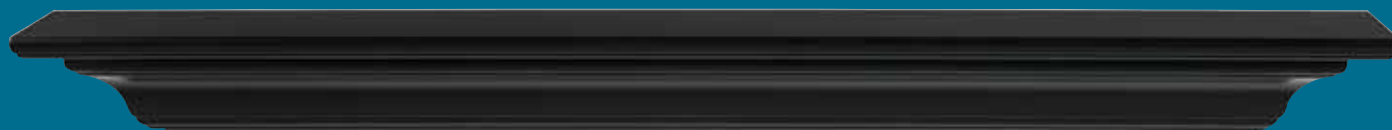
No. 618 MDF Shown in Black painted finish.



No. 618 Crestwood MDF shown in Mineral painted finish 60" length.



No. 618 Crestwood MDF shown in White painted finish 60" length.



No. 618 Crestwood MDF shown in Black painted finish 60" length.

Because each mounting surface is different, hardware is not included to attach the hanger board to the mounting surface. Please consult a professional for advice.



No. 618 Crestwood MDF shown in Mineral painted finish.



No. 618 Crestwood MDF shown in White painted finish.



No. 618 Crestwood MDF shown in Black painted finish.

Wood and MDF are considered combustible materials. Heat clearances must be adhered to. Before installing, check your local building codes and the manufacturer's instructions for your specific fireplace insert or stove. For all surrounds and shelves: hardware is not included to attach the hanger board to the mounting surface. Actual finish colors and distressing may vary from photos.

\*All Pearl Mantels are manufactured individually. Measurements listed are standard, but tolerances may vary. We encourage you to measure your mantel prior to installation and for all custom-fit applications.

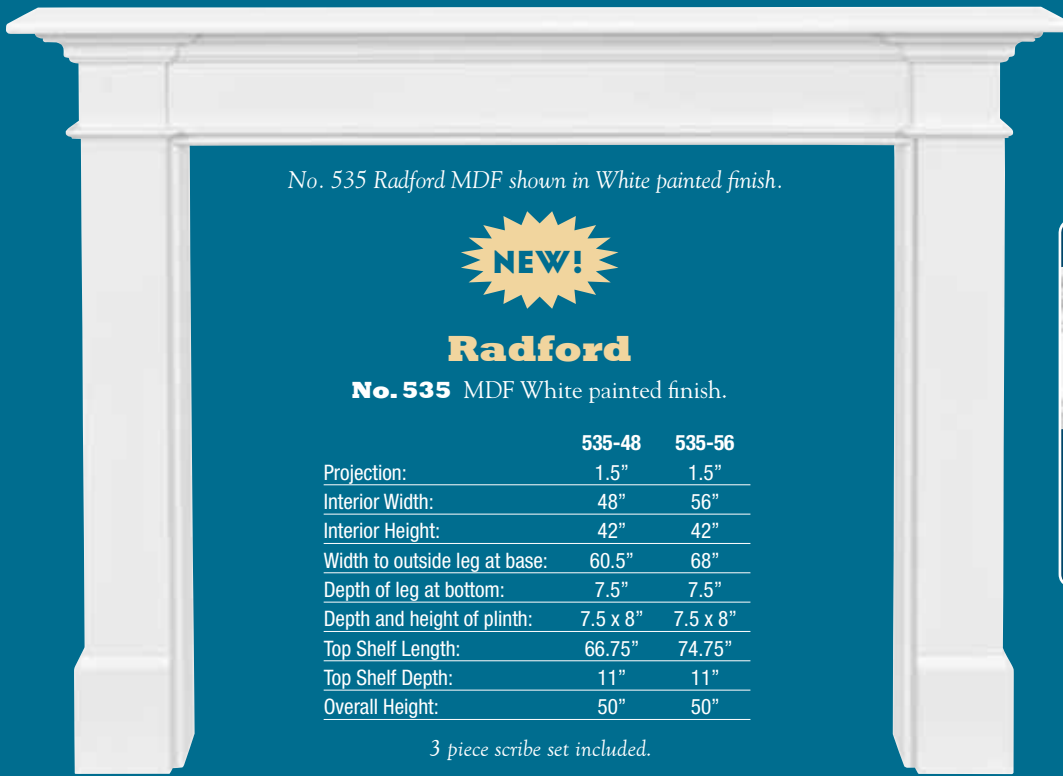


Visit our website for more photos, 3D product animations, and information on our products and fine furniture quality finishes—[www.pearlmantels.com](http://www.pearlmantels.com)

Actual finish colors and distressing may vary from photos. © 1995-2020 Pearl Mantels Corporation®

# Your Mantel Headquarters!

Mantels are hand painted and hand distressed. Actual finish colors, textures and distressing may vary from photos.



No. 535 Radford MDF shown in White painted finish.



## Radford

No. 535 MDF White painted finish.

	535-48	535-56
Projection:	1.5"	1.5"
Interior Width:	48"	56"
Interior Height:	42"	42"
Width to outside leg at base:	60.5"	68"
Depth of leg at bottom:	7.5"	7.5"
Depth and height of plinth:	7.5 x 8"	7.5 x 8"
Top Shelf Length:	66.75"	74.75"
Top Shelf Depth:	11"	11"
Overall Height:	50"	50"


3 piece scribe set included.



## LOOK FOR THE PEARL!

Each of our pieces is lovingly branded with a Pearl inlay—Our Certificate of Authenticity.

No. 535 MDF shown in White painted finish.




No. 410 Cassie MDF shown in Mineral painted finish 60" length.

## Cassie No. 410

MDF Available in Mineral painted finish. 48", 60", and 72" lengths.

	410-48	410-60	410-72
Top Shelf Length:	48"	60"	72"
Top Shelf Depth:	9"	9"	9"
Bottom Base Length:	48"	60"	72"
Bottom Base Depth:	9"	9"	9"
Overall Height:	5"	5"	5"



No. 614 Shepherd MDF shown in White painted finish 60" length.

## Shepherd No. 614

MDF Available in White painted finish. 48", 60", and 72" lengths.

	614-48	614-60	614-72
Top Shelf Length:	48"	60"	72"
Top Shelf Depth:	11"	11"	11"
Bottom Base Length:	41.75"	53.75"	65.75"
Bottom Base Depth:	7.75"	7.75"	7.75"
Overall Height:	8"	8"	8"

Because each mounting surface is different, hardware is not included to attach the hanger board to the mounting surface. Please consult a professional for advice.

Wood and MDF are considered combustible materials. Heat clearances must be adhered to. Before installing, check your local building codes and the manufacturer's instructions for your specific fireplace insert or stove.

For all surrounds and shelves: hardware is not included to attach the hanger board to the mounting surface. Actual finish colors and distressing may vary from photos.

\*All Pearl Mantels are manufactured individually. Measurements listed are standard, but tolerances may vary. We encourage you to measure your mantel prior to installation and for all custom-fit applications.

Visit our website for more photos, 3D product animations, and information on our products and fine furniture quality finishes—[www.pearlmanentels.com](http://www.pearlmanentels.com)

Actual finish colors and distressing may vary from photos. © 1995-2020 Pearl Mantels Corporation®

# MDF—The perfect blend of design and price!

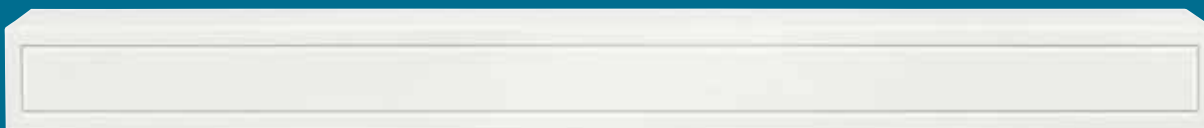
Mantels are hand painted and hand distressed. Actual finish colors, textures and distressing may vary from photos.

## Sarah No. 612

U.S. Patent No. D845,466 S  
MDF Available in White painted finish.  
48", 60", and 72" lengths.

	612-48	612-60	612-72
Top Shelf Length:	48"	60"	72"
Top Shelf Depth:	9"	9"	9"
Bottom Base Length:	48"	60"	72"
Bottom Base Depth:	9"	9"	9"
Overall Height:	5"	5"	5"

Because each mounting surface is different, hardware is not included to attach the hanger board to the mounting surface. Please consult a professional for advice.

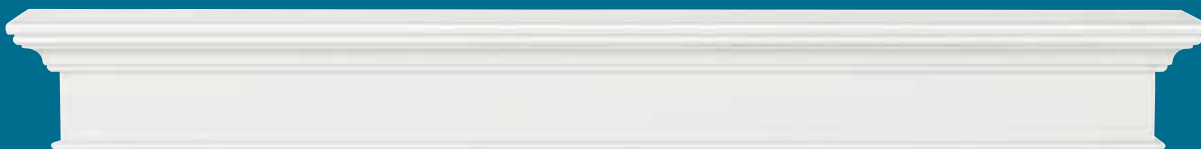


No. 612 Sarah MDF shown in White painted finish 60" length.

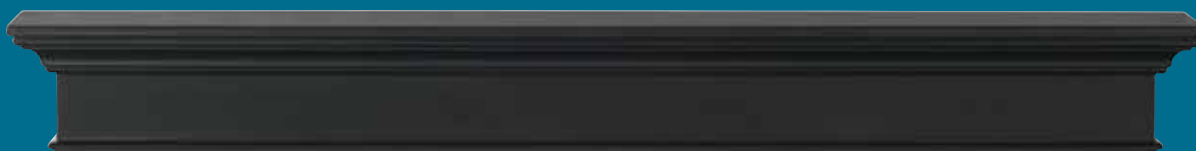
## Henry No. 610

MDF Available in  
White or Black painted finish.  
48", 60", and 72" lengths.

	610-48	610-60	610-72
Top Shelf Length:	48"	60"	72"
Top Shelf Depth:	9"	9"	9"
Bottom Base Length:	43.75"	55.875"	67.75"
Bottom Base Depth:	6.875"	6.875"	6.875"
Overall Height:	8"	8"	8"



No. 610 Henry MDF shown in White painted finish 60" length.



No. 610 Henry MDF shown in Black painted finish 60" length.



No. 612 Sarah MDF shown in White painted finish.



No. 612 MDF Shown in  
White painted finish.

### LOOK FOR THE PEARL!

Each of our pieces is lovingly branded with a Pearl inlay—Our Certificate of Authenticity.



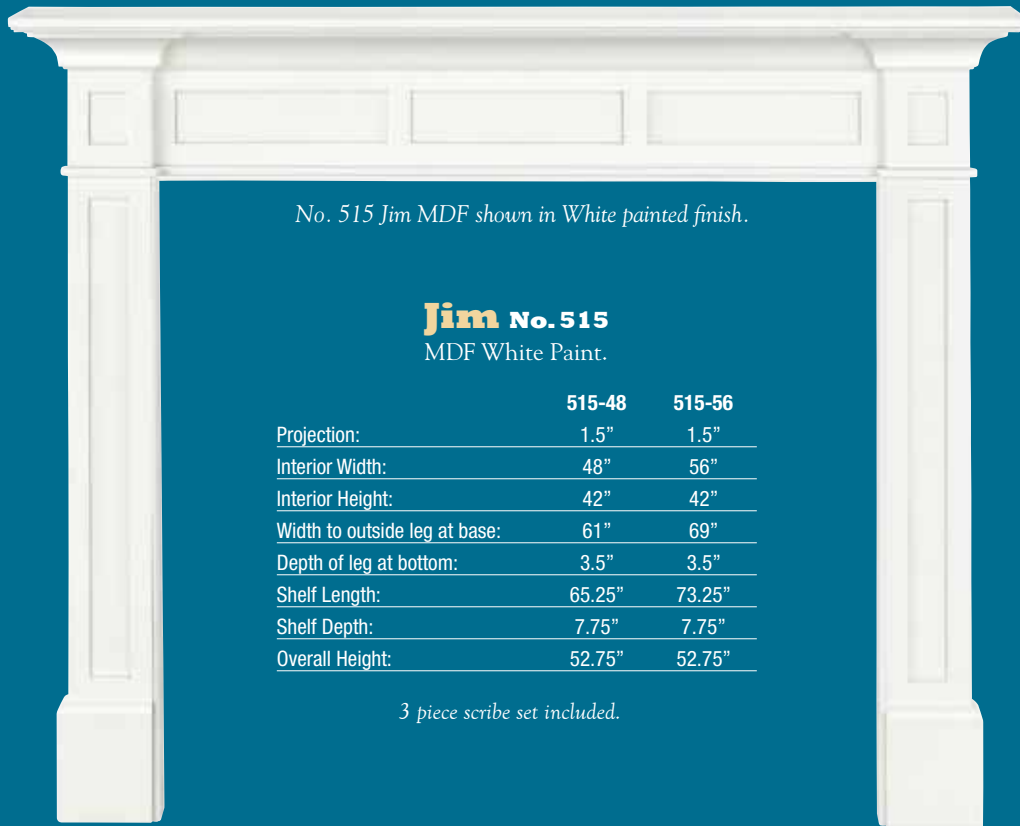
No. 610 Henry MDF shown in Black painted finish.

Wood and MDF are considered combustible materials. Heat clearances must be adhered to. Before installing, check your local building codes and the manufacturer's instructions for your specific fireplace insert or stove. For all surrounds and shelves: hardware is not included to attach the hanger board to the mounting surface. Actual finish colors and distressing may vary from photos.

\*All Pearl Mantels are manufactured individually. Measurements listed are standard, but tolerances may vary. We encourage you to measure your mantel prior to installation and for all custom-fit applications.

# Your Mantel Headquarters!

Mantels are hand painted and hand distressed. Actual finish colors, textures and distressing may vary from photos.



No. 515 Jim MDF shown in White painted finish.

## Jim No. 515

MDF White Paint.

	515-48	515-56
Projection:	1.5"	1.5"
Interior Width:	48"	56"
Interior Height:	42"	42"
Width to outside leg at base:	61"	69"
Depth of leg at bottom:	3.5"	3.5"
Shelf Length:	65.25"	73.25"
Shelf Depth:	7.75"	7.75"
Overall Height:	52.75"	52.75"

3 piece scribe set included.

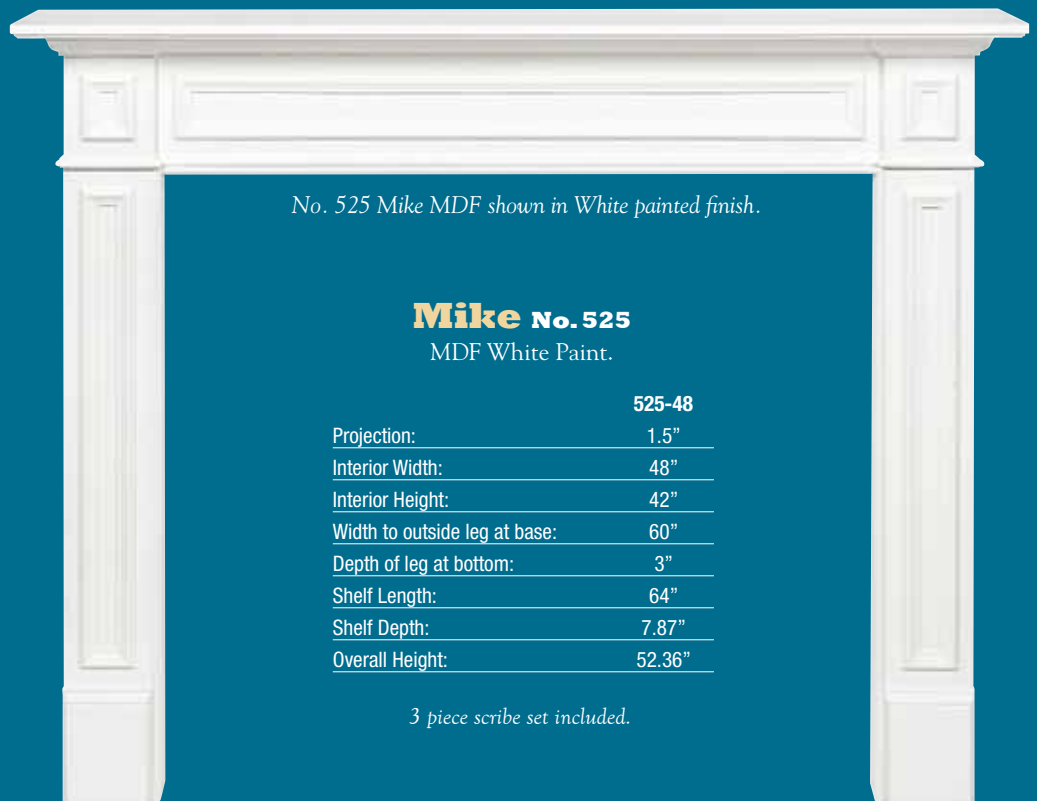


No. 515 Jim MDF shown in White painted finish.

Because each mounting surface is different, hardware is not included to attach the hanger board to the mounting surface. Please consult a professional for advice.



No. 525 Mike MDF shown in White painted finish.



No. 525 Mike MDF shown in White painted finish.

## Mike No. 525

MDF White Paint.

	525-48
Projection:	1.5"
Interior Width:	48"
Interior Height:	42"
Width to outside leg at base:	60"
Depth of leg at bottom:	3"
Shelf Length:	64"
Shelf Depth:	7.87"
Overall Height:	52.36"

3 piece scribe set included.

**LOOK FOR THE PEARL!**

Each of our pieces is lovingly branded with a Pearl inlay—Our Certificate of Authenticity.

No. 525 MDF shown in White painted finish.

Wood and MDF are considered combustible materials. Heat clearances must be adhered to. Before installing, check your local building codes and the manufacturer's instructions for your specific fireplace insert or stove.

For all surrounds and shelves: hardware is not included to attach the hanger board to the mounting surface. Actual finish colors and distressing may vary from photos.

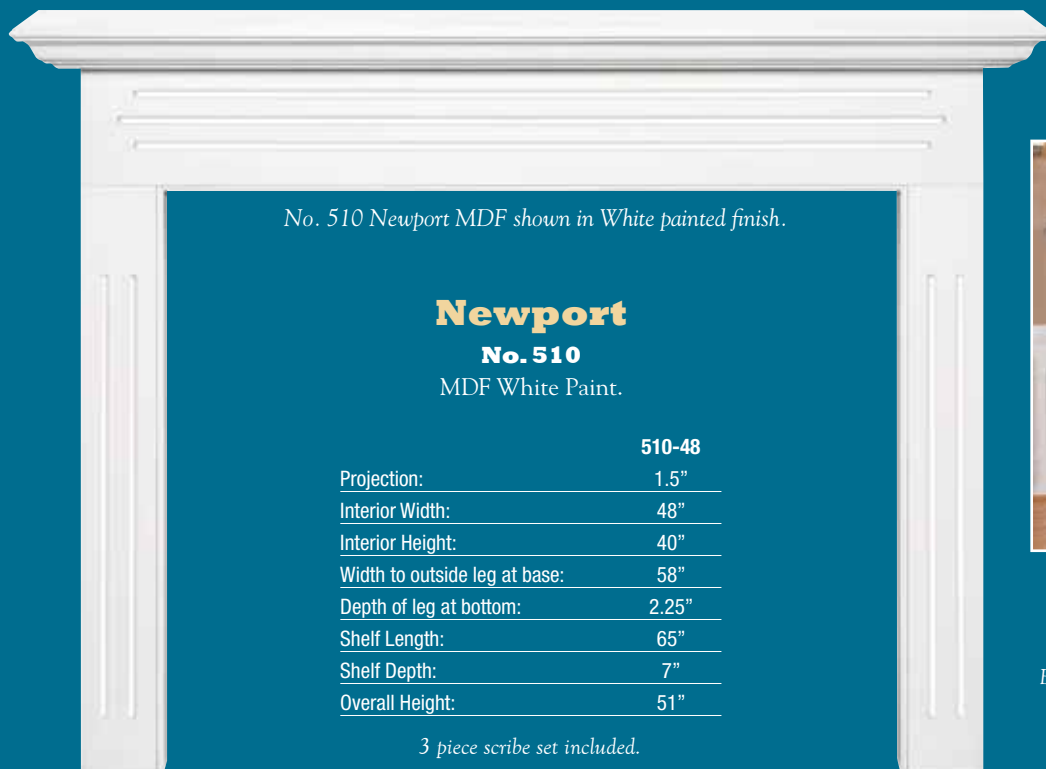
\*All Pearl Mantels are manufactured individually. Measurements listed are standard, but tolerances may vary. We encourage you to measure your mantel prior to installation and for all custom-fit applications.

Visit our website for more photos, 3D product animations, and information on our products and fine furniture quality finishes—[www.pearlmantels.com](http://www.pearlmantels.com)

Actual finish colors and distressing may vary from photos. © 1995-2020 Pearl Mantels Corporation®

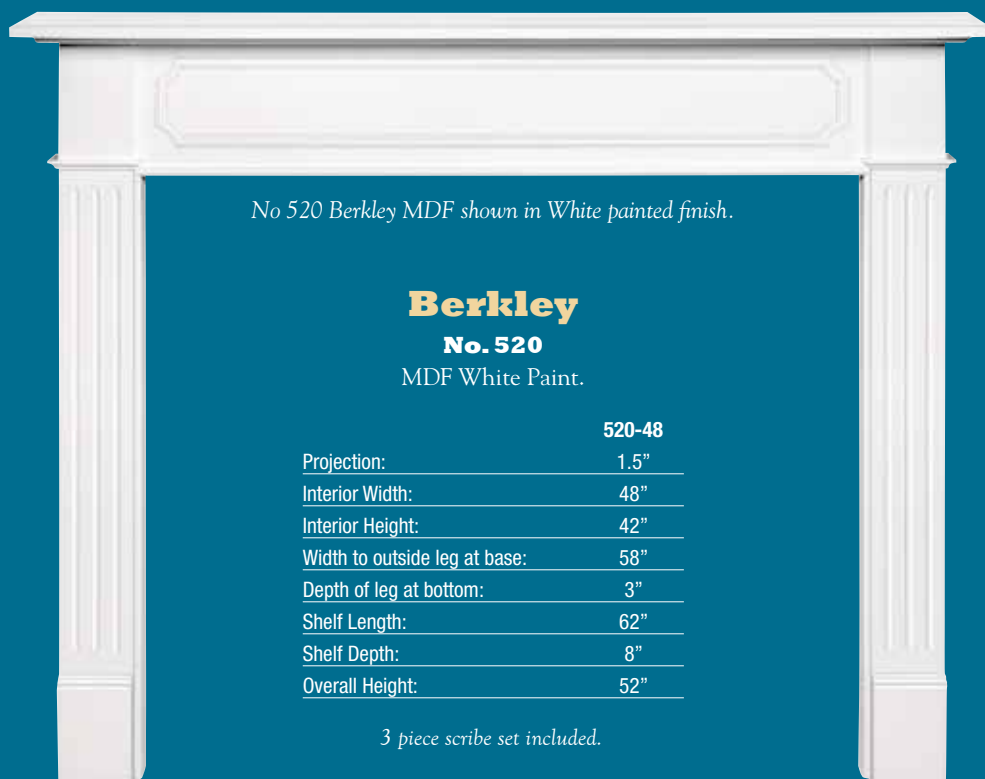
# MDF—The perfect blend of design and price!

Mantels are hand painted and hand distressed. Actual finish colors, textures and distressing may vary from photos.



No. 510 Newport MDF shown in White painted finish.

Because each mounting surface is different, hardware is *not* included to attach the hanger board to the mounting surface. Please consult a professional for advice.



No. 520 Berkley MDF shown in White painted finish.

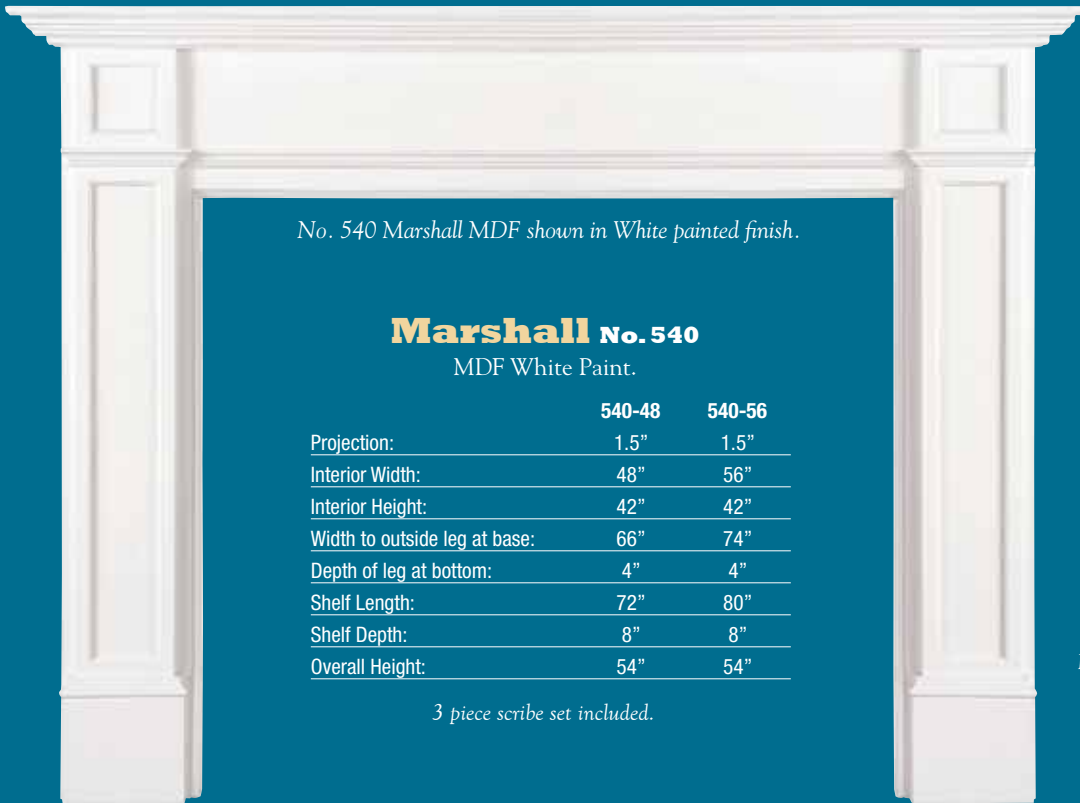
Wood and MDF are considered combustible materials. Heat clearances must be adhered to. Before installing, check your local building codes and the manufacturer's instructions for your specific fireplace insert or stove.

For all surrounds and shelves: hardware is *not* included to attach the hanger board to the mounting surface. Actual finish colors and distressing may vary from photos.

\*All Pearl Mantels are manufactured individually. Measurements listed are standard, but tolerances may vary. We encourage you to measure your mantel prior to installation and for all custom-fit applications.

# Your Mantel Headquarters!

Mantels are hand painted and hand distressed. Actual finish colors, textures and distressing may vary from photos.



No. 540 Marshall MDF shown in White painted finish.

## Marshall No. 540

MDF White Paint.

	540-48	540-56
Projection:	1.5"	1.5"
Interior Width:	48"	56"
Interior Height:	42"	42"
Width to outside leg at base:	66"	74"
Depth of leg at bottom:	4"	4"
Shelf Length:	72"	80"
Shelf Depth:	8"	8"
Overall Height:	54"	54"

3 piece scribe set included.



No. 540 Marshall MDF shown in White painted finish.

Because each mounting surface is different, hardware is **not** included to attach the hanger board to the mounting surface. Please consult a professional for advice.



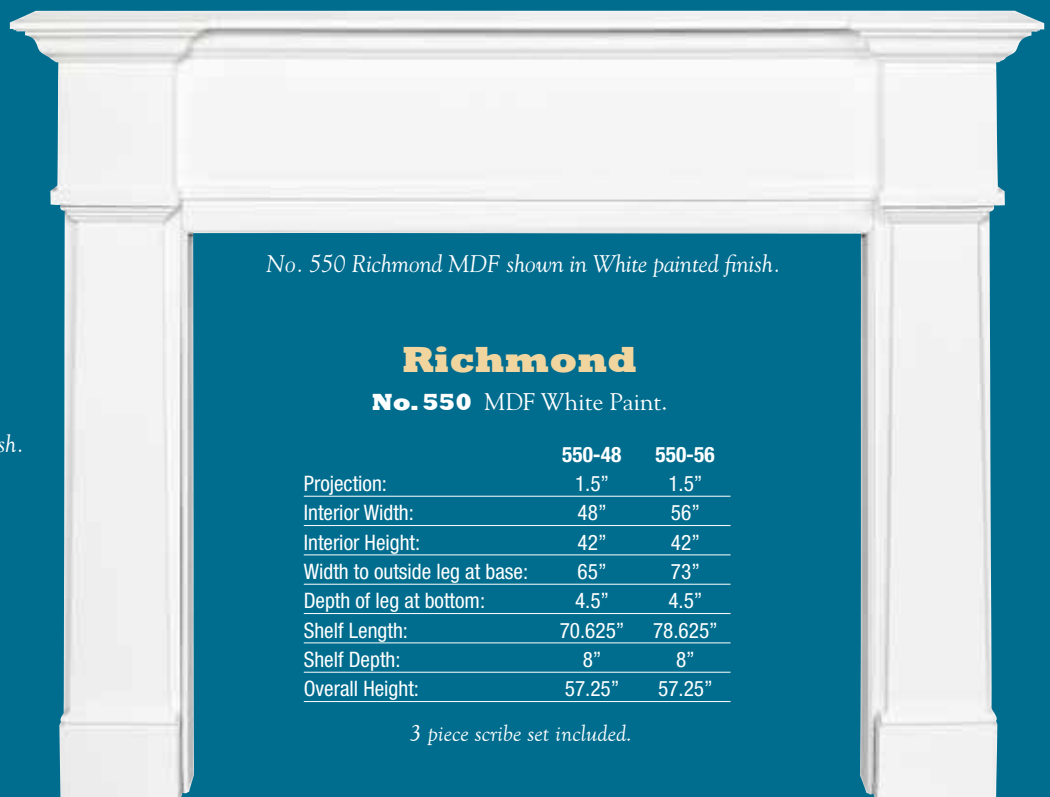
No. 550 Richmond MDF shown in White painted finish.



### LOOK FOR THE PEARL!

Each of our pieces is lovingly branded with a Pearl inlay—Our Certificate of Authenticity.

No. 550 MDF shown in White painted finish.



No. 550 Richmond MDF shown in White painted finish.

## Richmond

No. 550 MDF White Paint.

	550-48	550-56
Projection:	1.5"	1.5"
Interior Width:	48"	56"
Interior Height:	42"	42"
Width to outside leg at base:	65"	73"
Depth of leg at bottom:	4.5"	4.5"
Shelf Length:	70.625"	78.625"
Shelf Depth:	8"	8"
Overall Height:	57.25"	57.25"

3 piece scribe set included.

Wood and MDF are considered combustible materials. Heat clearances must be adhered to. Before installing, check your local building codes and the manufacturer's instructions for your specific fireplace insert or stove.

For all surrounds and shelves: hardware is **not** included to attach the hanger board to the mounting surface. Actual finish colors and distressing may vary from photos.

\*All Pearl Mantels are manufactured individually. Measurements listed are standard, but tolerances may vary. We encourage you to measure your mantel prior to installation and for all custom-fit applications.

Visit our website for more photos, 3D product animations, and information on our products and fine furniture quality finishes—[www.pearlmantels.com](http://www.pearlmantels.com)

Actual finish colors and distressing may vary from photos. © 1995-2020 Pearl Mantels Corporation®



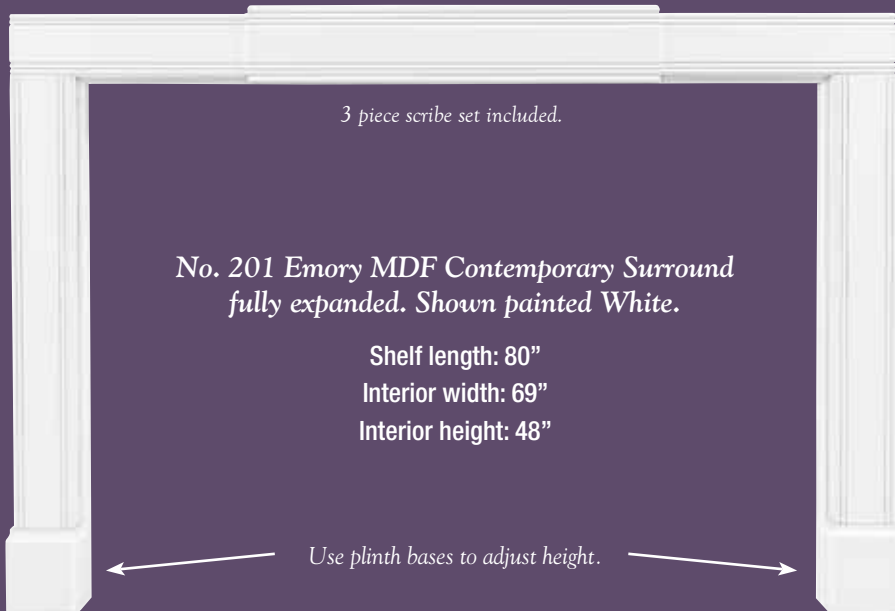
# Flexible Space Solutions!

Mantels are hand painted and hand distressed. Actual finish colors, textures and distressing may vary from photos.

The Emory Contemporary Surround and Emory Contemporary Shelf are truly “One Size Fits All!”  
**The surround is adjustable in height and width, and the shelf is adjustable in width.**

## Emory Contemporary Surround No. 201 Expandable Height and Width

MDF Available in White Paint.



Because each mounting surface is different, hardware is not included to attach the hanger board to the mounting surface. Please consult a professional for advice.

No. 201 MDF Expands	From	To
Shelf Length	48"	80"
Main Shelf Depth	8"	
Shelf Depth of expanded wings	7.5"	
Interior Width	37"	69"
Interior Height	42"	48"
Overall Height	49"	55"
Leg width without added plinth	5.5"	
Leg width with plinth added	7"	
Plinth height	8"	
Plinth depth	7.875"	
Outside leg to outside leg at base without plinth	48"	80"
Outside leg to outside leg at base with plinth	51"	83"

3 piece scribe set included.



No. 201 MDF rear view of plinth base showing adjustable height feature. Plinth is used for increasing the mantel height.



No. 201 MDF rear view showing mechanism to expand width.



No. 201 Emory MDF Contemporary Surround shown fully closed. Painted White.

Wood and MDF are considered combustible materials. Heat clearances must be adhered to. Before installing, check your local building codes and the manufacturer's instructions for your specific fireplace insert or stove.

For all surrounds and shelves: hardware is not included to attach the hanger board to the mounting surface. Actual finish colors and distressing may vary from photos.

\*All Pearl Mantels are manufactured individually. Measurements listed are standard, but tolerances may vary. We encourage you to measure your mantel prior to installation and for all custom-fit applications.

**10** Visit our website for more photos, 3D product animations, and information on our products and fine furniture quality finishes—[www.pearlmantels.com](http://www.pearlmantels.com)

Actual finish colors and distressing may vary from photos. © 1995-2020 Pearl Mantels Corporation®


# The Emory Contemporary Surround and Shelf provide a completely versatile and unique solution to fit any living space!

Mantels are hand painted and hand distressed. Actual finish colors, textures and distressing may vary from photos.

## Emory Contemporary Shelf No. 211 Expandable Width

MDF Available in White Paint.

	No. 211 Expands	From	To
Shelf Length		48"	80"
Main shelf depth		8"	
Shelf Depth of expanded wings		7.5"	
Main shelf height		8"	
Shelf height of expanded wings		5.5"	



No. 211 Emory MDF Contemporary Shelf fully expanded. Shown painted White.



No. 211 Emory MDF Contemporary Shelf fully closed. Shown painted White.



No. 211 Emory MDF Shelf. Rear view showing mechanism to expand width.

**LOOK FOR THE PEARL!**

Each of our pieces is lovingly branded with a Pearl inlay—Our Certificate of Authenticity.

No. 211 MDF Shown in White Painted Finish.

Because each mounting surface is different, hardware is not included to attach the hanger board to the mounting surface. Please consult a professional for advice.



No. 211 Emory MDF Contemporary Shelf shown fully extended. Painted White.



No. 211 Emory MDF Contemporary Shelf shown fully extended. Painted White.

Wood and MDF are considered combustible materials. Heat clearances must be adhered to. Before installing, check your local building codes and the manufacturer's instructions for your specific fireplace insert or stove.

For all surrounds and shelves: hardware is not included to attach the hanger board to the mounting surface. Actual finish colors and distressing may vary from photos.

\*All Pearl Mantels are manufactured individually. Measurements listed are standard, but tolerances may vary. We encourage you to measure your mantel prior to installation and for all custom-fit applications.

Visit our website for more photos, 3D product animations, and information on our products and fine furniture quality finishes—[www.pearlmantels.com](http://www.pearlmantels.com)

Actual finish colors and distressing may vary from photos. © 1995-2020 Pearl Mantels Corporation®

# The Shenandoah: Two Hanging Options!

Mantels are hand painted and hand distressed. Actual finish colors, textures and distressing may vary from photos.

**Hang with or without Corbels:**  
**Use as Floating Shelves (without Corbels - see opposite page)**  
**Or Install with Corbels (included) to add a Unique Look!**

Featured by *Good Housekeeping*  
 in the article "25 Stylish Fall  
 Mantel Decor Ideas to Cozy Up  
 Your Space."

## Shenandoah No. 412

Install with or without corbels

Available in Pine Wood 48", 60", and 72" lengths  
 in the following finishes:

Unfinished Distressed paint and stain grade,  
 #09 Farmhouse Distressed, #10 Dune Distressed,  
 #20 Espresso Distressed, #50 Medium Rustic Distressed,  
 and #70 Cherry Rustic Distressed.

	412-48	412-60	412-72
Top Shelf Length:	48"	60"	72"
Top Shelf Depth:	9"	9"	9"
Bottom Base Length:	48"	60"	72"
Bottom Base Depth:	9"	9"	9"
Distance b/t Corbels:	25"	35"	42"
Width of each Corbel:	6.5"	6.5"	6.5"
Height of each Corbel:	5.5"	5.5"	5.5"
Overall Height w/o Corbel:	5"	5"	5"
Overall Height w/Corbel:	10.5"	10.5"	10.5"

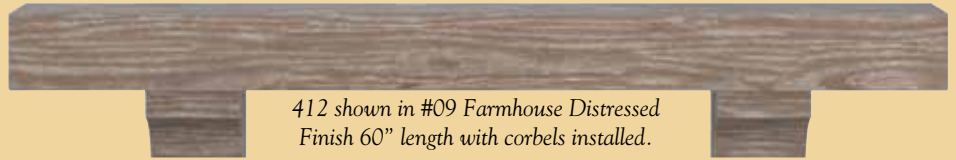
### LOOK FOR THE PEARL!

Each of our pieces is lovingly branded with a Pearl inlay—Our Certificate of Authenticity



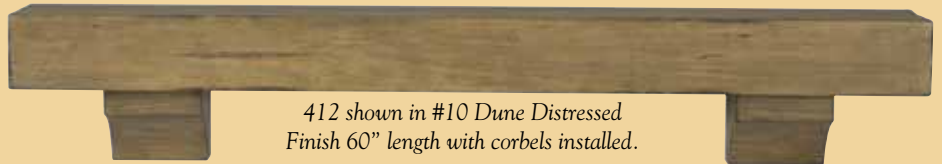
No. 412 shown in #50 Medium Rustic Distressed Finish.

The pearl is neatly masked on our unfinished pieces making it easy to paint or stain.

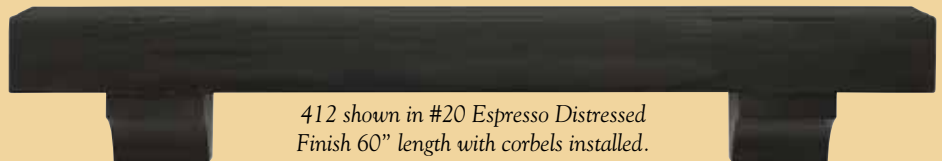


412 shown in #09 Farmhouse Distressed Finish 60" length with corbels installed.

The Shenandoah Farmhouse is hand finished with a chalk wash that will naturally be absorbed into the wood resulting in a warm earthy organic patina; no two will look exactly alike.



412 shown in #10 Dune Distressed Finish 60" length with corbels installed.



412 shown in #20 Espresso Distressed Finish 60" length with corbels installed.



412 shown in #50 Medium Rustic Distressed Finish 60" length with corbels installed.



412 shown in #70 Cherry Rustic Distressed Finish 60" length with corbels installed.

Because each mounting surface is different, hardware is not included to attach the hanger board to the mounting surface. Please consult a professional for advice.



No. 412 Shenandoah shown in #50 Medium Rustic Distressed finish.



No. 412 Shenandoah shown without corbels in #20 Espresso Distressed finish.



No. 412 Shenandoah shown in #09 Farmhouse Distressed finish.

Wood and MDF are considered combustible materials. Heat clearances must be adhered to. Before installing, check your local building codes and the manufacturer's instructions for your specific fireplace insert or stove.

For all surrounds and shelves: hardware is not included to attach the hanger board to the mounting surface. Actual finish colors and distressing may vary from photos.

\*All Pearl Mantels are manufactured individually. Measurements listed are standard, but tolerances may vary. We encourage you to measure your mantel prior to installation and for all custom-fit applications.

# Your Mantel Headquarters!

Mantels are hand painted and hand distressed. Actual finish colors, textures and distressing may vary from photos.

## Shenandoah: Use as Floating Shelves (without Corbels)



412 Shenandoah shown in #09 Farmhouse Distressed Finish 60" length, without corbels.  
The Shenandoah Farmhouse is hand finished with a chalk wash that will naturally be absorbed into the wood resulting in a warm earthy organic patina; no two will look exactly alike.



### Bedford No. 365

Available only in No. 63 Gristmill Finish.  
48", 60", and 72" lengths.

Bedford 365	365-48-63	365-60-63	365-72-63
Top Shelf Length:	48"	60"	72"
Top Shelf Depth:	9"	9"	9"
Bottom Base Length:	48"	60"	72"
Bottom Base Depth:	9"	9"	9"
Overall Height:	5"	5"	5"



No. 365 Bedford shown in #63 Gristmill Finish 60" length.



### Carolina No. 367

Available only in No. 68 Trail Finish.  
48", 60", and 72" lengths.

Carolina 367	367-48-68	367-60-68	367-72-68
Top Shelf Length:	48"	60"	72"
Top Shelf Depth:	9"	9"	9"
Bottom Base Length:	48"	60"	72"
Bottom Base Depth:	9"	9"	9"
Overall Height:	5"	5"	5"



No. 367 Carolina shown in #68 Trail Finish 60" length.

Because each mounting surface is different, hardware is not included to attach the hanger board to the mounting surface. Please consult a professional for advice.



No. 365 Bedford shown in #63 Gristmill finish.



No. 365 Bedford  
#63 Gristmill finish.

**LOOK  
FOR  
THE  
PEARL!**

Each of our pieces  
is lovingly branded  
with a Pearl inlay—  
Our Certificate of  
Authenticity.



No. 367 Carolina shown in #68 Trail finish.

Wood and MDF are considered combustible materials. Heat clearances must be adhered to. Before installing, check your local building codes and the manufacturer's instructions for your specific fireplace insert or stove.

For all surrounds and shelves: hardware is not included to attach the hanger board to the mounting surface. Actual finish colors and distressing may vary from photos.

\*All Pearl Mantels are manufactured individually. Measurements listed are standard, but tolerances may vary. We encourage you to measure your mantel prior to installation and for all custom-fit applications.

Visit our website for more photos, 3D product animations, and information on our products and fine furniture quality finishes—[www.pearlmantels.com](http://www.pearlmantels.com)

Actual finish colors and distressing may vary from photos. © 1995-2020 Pearl Mantels Corporation®

# The Homeland Collection

Mantels are hand painted and hand distressed. Actual finish colors, textures and distressing may vary from photos.

Pearl Mantels presents *The Homeland Collection* by Tennessee designer B. Thomas, inspired by the natural beauty of the Great Smoky Mountains and their surroundings.



No. 44 Little River Finish detail shown.

*The Pine wood has been awakened with a unique hand applied abrasive sand wash inviting the heart wood of the pine to the surface and creating a lively weathered textured effect.*

*Variances from piece to piece are to be expected as each mantel in the Homeland collection is perfected by hand.*

**Your individual masterpiece awaits!**



No. 46 Fontana Finish detail shown.

Each mantel in the Homeland collection is hand-finished, bringing a completely unique character to your mantel.

## Cades Cove

### No. 351S Pallet Style

Available unfinished, paint and stain grade, or in No. 46 Fontana Finish. 48", 60", and 72" lengths.

Cades Cove 351S	351S-48	351S-60	351S-72
Top Shelf Length:	48"	60"	72"
Top Shelf Depth:	9"	9"	9"
Bottom Base Length:	48"	60"	72"
Bottom Base Depth:	9"	9"	9"
Overall Height:	6"	6"	6"



351S Cades Cove shown in No. 46 Fontana Finish 60" length.

## Cades Cove

### No. 351R Shiplap Style

Available unfinished, paint and stain grade, or in No. 41 Cabin Finish. 48", 60", and 72" lengths.

Cades Cove 351R	351R-48	351R-60	351R-72
Top Shelf Length:	48"	60"	72"
Top Shelf Depth:	9"	9"	9"
Bottom Base Length:	48"	60"	72"
Bottom Base Depth:	9"	9"	9"
Overall Height:	6"	6"	6"



351R Cades Cove shown in No. 41 Cabin Finish 60" length.

Because each mounting surface is different, hardware is not included to attach the hanger board to the mounting surface. Please consult a professional for advice.



351R Cades Cove shown in No. 41 Cabin Finish.



351S Cades Cove shown in No. 46 Fontana Finish.



LOOK FOR THE PEARL!

Each of our pieces is lovingly branded with a Pearl inlay—Our Certificate of Authenticity.

No. 351S Cades Cove Shown Unfinished.

Wood and MDF are considered combustible materials. Heat clearances must be adhered to. Before installing, check your local building codes and the manufacturer's instructions for your specific fireplace insert or stove.

For all surrounds and shelves: hardware is not included to attach the hanger board to the mounting surface. Actual finish colors and distressing may vary from photos.

\*All Pearl Mantels are manufactured individually. Measurements listed are standard, but tolerances may vary. We encourage you to measure your mantel prior to installation and for all custom-fit applications.

# Inspired by the Great Smoky Mountains

Mantels are hand painted and hand distressed. Actual finish colors, textures and distressing may vary from photos.

## Hastings No. 358

Available unfinished, paint and stain grade,  
or in No. 44 Little River Finish.  
48", 60", and 72" lengths.

	358-48	358-60	358-72
Top Shelf Length:	48"	60"	72"
Top Shelf Depth:	10"	10"	10"
Bottom Base Length:	48"	60"	72"
Bottom Base Depth:	10"	10"	10"
Overall Height:	8"	8"	8"

Each mantel in the Homeland collection is hand-finished, bringing a completely unique character to your mantel.



358 Hastings shown in No. 44 Little River Finish 60" length.

## Cherokee No. 355

Available unfinished, paint and stain grade  
(60" and 72" lengths only),  
in No. 44 Little River Finish  
and No. 46 Fontana Finish in  
48", 60", and 72" lengths.

Hang with or without  
Corbels (Included)

	355-48	355-60	355-72
Top Shelf Length:	48"	60"	72"
Top Shelf Depth:	9"	9"	9"
Bottom Base Length:	48"	60"	72"
Bottom Base Depth:	9"	9"	9"
Distance Between Corbels:	25"	35"	42"
Corbel Width:	6.5"	6.5"	6.5"
Corbel Height:	5.5"	5.5"	5.5"
Overall Height with Corbels:	10.5"	10.5"	10.5"
Overall Height without Corbels:	5"	5"	5"

**LOOK FOR THE PEARL!**

Each of our pieces is lovingly branded with a Pearl inlay—Our Certificate of Authenticity.

No. 355 Cherokee Shown in No. 46 Fontana Finish.



355 Cherokee shown in No. 44 Little River Finish 60" length.



355 Cherokee shown in No. 46 Fontana Finish 60" length.

Because each mounting surface is different, hardware is not included to attach the hanger board to the mounting surface. Please consult a professional for advice.



355 Cherokee shown in No. 44 Little River Finish.



Detail of 355 Cherokee Unfinished showing sand washed textural effect.



358 Hastings shown in No. 44 Little River Finish.

Wood and MDF are considered combustible materials. Heat clearances must be adhered to. Before installing, check your local building codes and the manufacturer's instructions for your specific fireplace insert or stove.

For all surrounds and shelves: hardware is not included to attach the hanger board to the mounting surface. Actual finish colors and distressing may vary from photos.

\*All Pearl Mantels are manufactured individually. Measurements listed are standard, but tolerances may vary. We encourage you to measure your mantel prior to installation and for all custom-fit applications.

Visit our website for more photos, 3D product animations, and information on our products and fine furniture quality finishes—[www.pearlmanentels.com](http://www.pearlmanentels.com)

Actual finish colors and distressing may vary from photos. © 1995-2020 Pearl Mantels Corporation®

# Classic Shelf Designs

Mantels are hand painted and hand distressed. Actual finish colors, textures and distressing may vary from photos.

## Acacia No. 492

Available in Natural Finish or Weathered Finish. 48", 60", and 72" lengths.

	492-48	492-60	492-72
Top Shelf Length:	48"	60"	72"
Top Shelf Depth:	9"	9"	9"
Overall Height:	5"	5"	5"

The 492 Acacia Shelf features wood from the Acacia tree, which is durable, colorful, quick-growing and sustainable.



No. 492 shown in Weathered Finish 60" Length.



No. 492 shown in Natural Finish 60" Length.



**LOOK FOR THE PEARL!**

Each of our pieces is lovingly branded with a Pearl inlay—Our Certificate of Authenticity.

No. 492 Shown in Natural Finish

**Please Note:** As each piece of Acacia wood has weathered and grown differently, wood colors, cracks, and knots can vary greatly from photographs, and from one piece to the next. The random character of the wood will result in an individual and unique look for each piece.

Because each mounting surface is different, hardware is not included to attach the hanger board to the mounting surface. Please consult a professional for advice.



No. 492 shown in Weathered Finish.



420 Savannah shown in #15 Taos Finish 60" Length.

## Savannah No. 420

Pine and Pine Veneer. 48", 60", and 72" lengths. Available Unfinished, paint and stain grade, and in #15 Taos Finish.

	420-48	420-60	420-72
Top Shelf Length:	48"	60"	72"
Top Shelf Depth:	9"	9"	9"
Bottom Base Length:	43"	55"	67"
Bottom Base Depth:	6.5"	6.5"	6.5"
Overall Height:	9"	9"	9"



No. 420 shown in #15 Taos Finish.



No. 496 shown in #50 Medium Rustic Distressed Finish 60" Length.

## Lexington No. 496

Available in Pine Wood. Available Unfinished, paint and stain grade: 60" and 72" lengths and #50 Medium Rustic Distressed Finish: 60" and 72" lengths.

	496-60	496-72
Top Shelf Length:	60"	72"
Top Shelf Depth:	10"	10"
Bottom Base Length:	60"	72"
Bottom Base Depth:	10"	10"
Overall Height:	8"	8"



No. 496 shown in #50 Medium Rustic Distressed Finish.

Wood and MDF are considered combustible materials. Heat clearances must be adhered to. Before installing, check your local building codes and the manufacturer's instructions for your specific fireplace insert or stove.

For all surrounds and shelves: hardware is not included to attach the hanger board to the mounting surface. Actual finish colors and distressing may vary from photos.

\*All Pearl Mantels are manufactured individually. Measurements listed are standard, but tolerances may vary. We encourage you to measure your mantel prior to installation and for all custom-fit applications.

# Your Mantel Headquarters!

Mantels are hand painted and hand distressed. Actual finish colors, textures and distressing may vary from photos.



No. 490 Lindon shown in #70 Cherry Distressed Finish 60" Length.

## Lindon No. 490

Unfinished, paint and stain grade: 60" and 72" lengths.  
#70 Cherry Distressed Finish: 48", 60", and 72" lengths.

	490-48	490-60	490-72
Top Shelf Length:	48"	60"	72"
Top Shelf Depth:	8"	10"	10"
Bottom Base Length:	42"	54"	66"
Bottom Base Depth:	5"	7"	7"
Overall Height:	6.5"	7"	7"



No. 490 Shown in #70 Cherry Distressed Finish.

## LOOK FOR THE PEARL!

Each of our pieces is lovingly branded with a Pearl inlay—Our Certificate of Authenticity.



No. 418 Homestead shown in #90 Antique Finish 60" Length.

## Homestead No. 418

Unfinished, paint and stain grade: 60" and 72" lengths.  
#90 Antique Finish: 48", 60", and 72" lengths.

	418-48	418-60	418-72
Top Shelf Length:	48"	60"	72"
Top Shelf Depth:	10"	10"	10"
Bottom Base Length:	38"	50"	62"
Bottom Base Depth:	4.625"	4.625"	4.625"
Overall Height:	5"	5"	5"



## Devonshire No. 416

Available unfinished, paint and stain grade in 60" and 72" lengths, or #70 Cherry Distressed Finish in 60" and 72" lengths. Install with or without corbels.

No. 416 Devonshire shown in #70 Cherry Distressed Finish 60" Length.

	416-60	416-72
Top Shelf Length:	60"	72"
Top Shelf Depth:	10"	10"
Bottom Base Length:	48.5"	60.5"
Bottom Base Depth:	5.375"	5.375"
Distance between Corbels:	40"	52"
Width of each Corbel:	4"	4"
Overall Height without Corbels:	9"	9"
Overall Height with Corbels:	16.75"	16.75"

Because each mounting surface is different, hardware is not included to attach the hanger board to the mounting surface. Please consult a professional for advice.



No. 416 shown in #70 Cherry Distressed Finish. Shown with corbels.



No. 418 shown in #90 Antique Finish.



No. 490 shown in #70 Cherry Distressed Finish.

Wood and MDF are considered combustible materials. Heat clearances must be adhered to. Before installing, check your local building codes and the manufacturer's instructions for your specific fireplace insert or stove.

For all surrounds and shelves: hardware is not included to attach the hanger board to the mounting surface. Actual finish colors and distressing may vary from photos.

\*All Pearl Mantels are manufactured individually. Measurements listed are standard, but tolerances may vary. We encourage you to measure your mantel prior to installation and for all custom-fit applications.

Visit our website for more photos, 3D product animations, and information on our products and fine furniture quality finishes—[www.pearlmanentels.com](http://www.pearlmanentels.com)

Actual finish colors and distressing may vary from photos. © 1995-2020 Pearl Mantels Corporation®

# 3 Design Choices: 495 Auburn, 499 Hadley and 497 Celeste!

Mantels are hand painted and hand distressed. Actual finish colors, textures and distressing may vary from photos.

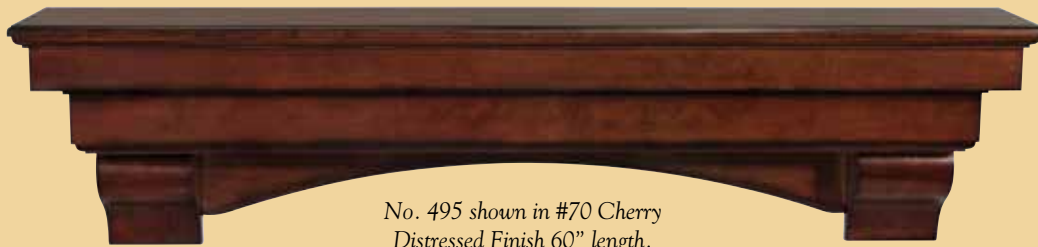
## DESIGNED FOR VERSATILITY!

### 3 HANGING OPTIONS!

Included: Arch, Corbels and Shelf. See Page 19.

#### Auburn No. 495

Available Unfinished, paint and stain grade: 48", 60", and 72" lengths.  
#70 Cherry Distressed Finish: 48", 60", and 72" lengths.



No. 495 shown in #70 Cherry Distressed Finish 60" length.

#### Shelf with Corbels and Arch

#### Hadley No. 499

48", 60", and 72" lengths. Available only in #27 Cottage Finish with Rustic Chalk Wash Top.

**Two Tone Finish!** #27 Cottage Finish with Rustic Chalk Wash Top.

Rustic Chalk Wash Top.

The top has a chalk patina that will naturally fade into the distressing over time.



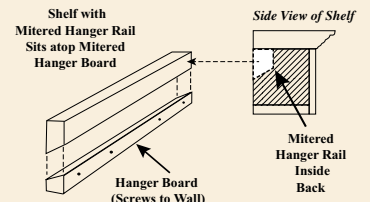
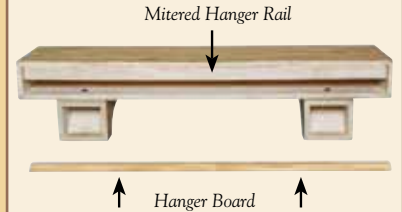
499 Hadley shown in #27 Cottage Finish 60" length.

#### Shelf with Corbels and Arch

Pearl's mantel shelves all use a mitered rail system for easy installation. The hollow opening in the back of each design neatly accommodates the rails making these shelves...

#### Easy to Hang!

Back View of Shelf (Same Application for Mantel)



Note: Hanger board mounting hardware is not included.

Because each mounting surface is different, hardware is not included to attach the hanger board to the mounting surface. Please consult a professional for advice.



No. 499 Hadley shown in #27 Cottage Finish. Shown with Shelf and Corbels.



No. 497 Celeste shown in #20 Espresso Distressed Finish. Shown with Shelf only.



No. 495 Auburn shown in #70 Cherry Distressed Finish. Shown with Shelf, Corbels, and Arch.

Wood and MDF are considered combustible materials. Heat clearances must be adhered to. Before installing, check your local building codes and the manufacturer's instructions for your specific fireplace insert or stove.

For all surrounds and shelves: hardware is not included to attach the hanger board to the mounting surface. Actual finish colors and distressing may vary from photos.

\*All Pearl Mantels are manufactured individually. Measurements listed are standard, but tolerances may vary. We encourage you to measure your mantel prior to installation and for all custom-fit applications.

# Install just the Shelf, the Shelf with Corbels, or the complete combination of Shelf, Corbels, and Arch! (All are included).

Mantels are hand painted and hand distressed. Actual finish colors, textures and distressing may vary from photos.

► For Unfinished option, paint and stain grade, 495, 497 & 499, see 495 (Auburn) opposite page

## Celeste No. 497

Pine and Pine Veneer.  
48", 60", and 72" lengths.  
Available only in #10 Dune or #20 Espresso Finish.  
See 495 Auburn (above) for unfinished option of this style, paint and stain grade.



No. 497 shown in #10 Dune Distressed Finish 60" length.

Shelf with Corbels and Arch

## The Auburn, Hadley and Celeste offer three design choices!

You have the option of installing just the shelf, the shelf with corbels, or the complete combination of shelf, corbels, and arch.

### 3 HANGING OPTIONS!

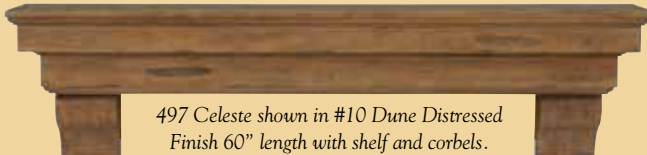
Included: Arch, Corbels and Shelf.

Shelf Only



497 Celeste shown in #10 Dune Distressed Finish 60" length with shelf only.

Shelf with Corbels



497 Celeste shown in #10 Dune Distressed Finish 60" length with shelf and corbels.

Shelf with Corbels and Arch



497 Celeste shown in #10 Dune Distressed Finish 60" length with shelf, corbels, and arch.

### Specifications for 495, 497 and 499

	48	60	72
Top Shelf Length:	48"	60"	72"
Top Shelf Depth:	9.5"	10"	10"
Bottom Base Length:	42.5"	52.5"	64.5"
Bottom Base Depth:	6"	6"	6"
Distance Between Corbels:	31"	40.5"	52.5"
Width Of Each Corbel:	4.75"	6"	6"
Height Of Each Corbel:	5.625"	6.75"	6.75"
Overall Height With Corbel:	12"	15"	15"
Radius:	43.375"	58.625"	99.75"



◀ **LOOK FOR THE PEARL!**

No. 495 Auburn Shown in #70 Cherry Distressed Finish.

Each of our pieces is lovingly branded with a Pearl inlay—Our Certificate of Authenticity.



No. 497 shown in #20 Espresso Distressed Finish 60" length.

Shelf with Corbels

Because each mounting surface is different, hardware is not included to attach the hanger board to the mounting surface. Please consult a professional for advice.

Wood and MDF are considered combustible materials. Heat clearances must be adhered to. Before installing, check your local building codes and the manufacturer's instructions for your specific fireplace insert or stove.

For all surrounds and shelves: hardware is not included to attach the hanger board to the mounting surface. Actual finish colors and distressing may vary from photos.

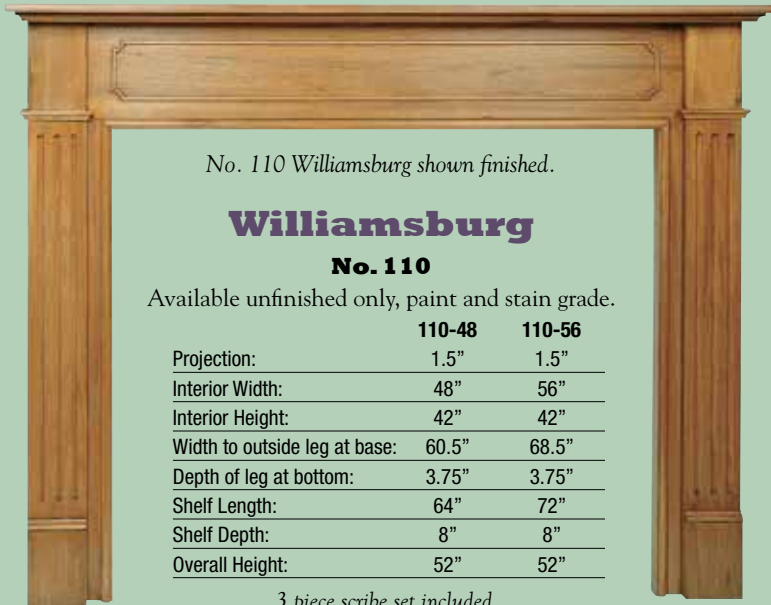
\*All Pearl Mantels are manufactured individually. Measurements listed are standard, but tolerances may vary. We encourage you to measure your mantel prior to installation and for all custom-fit applications.

Visit our website for more photos, 3D product animations, and information on our products and fine furniture quality finishes—[www.pearlmanentels.com](http://www.pearlmanentels.com)

Actual finish colors and distressing may vary from photos. © 1995-2020 Pearl Mantels Corporation®

# It's the first piece of furniture in any home...

Mantels are hand painted and hand distressed. Actual finish colors, textures and distressing may vary from photos.



No. 110 Williamsburg shown finished.

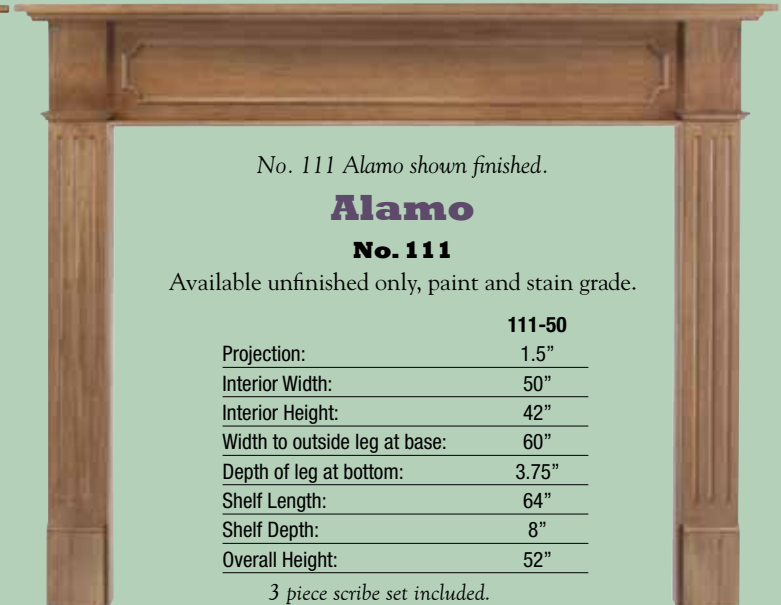
## Williamsburg

**No. 110**

Available unfinished only, paint and stain grade.

	110-48	110-56
Projection:	1.5"	1.5"
Interior Width:	48"	56"
Interior Height:	42"	42"
Width to outside leg at base:	60.5"	68.5"
Depth of leg at bottom:	3.75"	3.75"
Shelf Length:	64"	72"
Shelf Depth:	8"	8"
Overall Height:	52"	52"

3 piece scribe set included.



No. 111 Alamo shown finished.

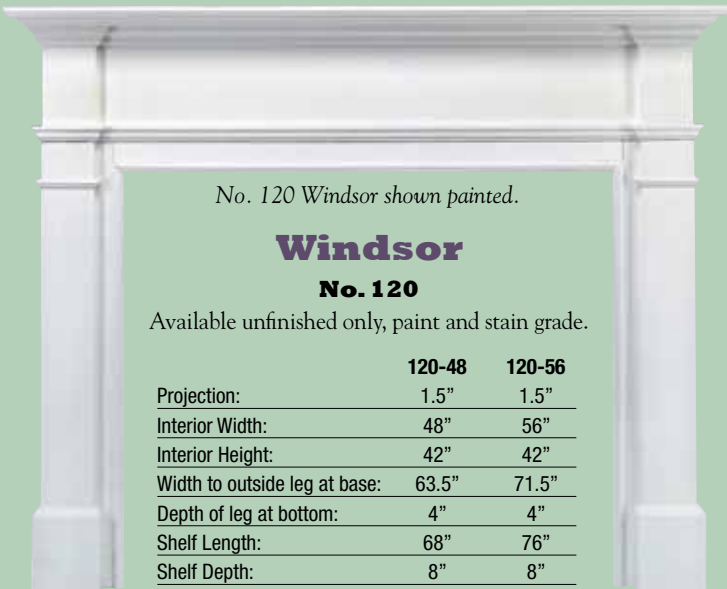
## Alamo

**No. 111**

Available unfinished only, paint and stain grade.

	111-50
Projection:	1.5"
Interior Width:	50"
Interior Height:	42"
Width to outside leg at base:	60"
Depth of leg at bottom:	3.75"
Shelf Length:	64"
Shelf Depth:	8"
Overall Height:	52"

3 piece scribe set included.



No. 120 Windsor shown painted.

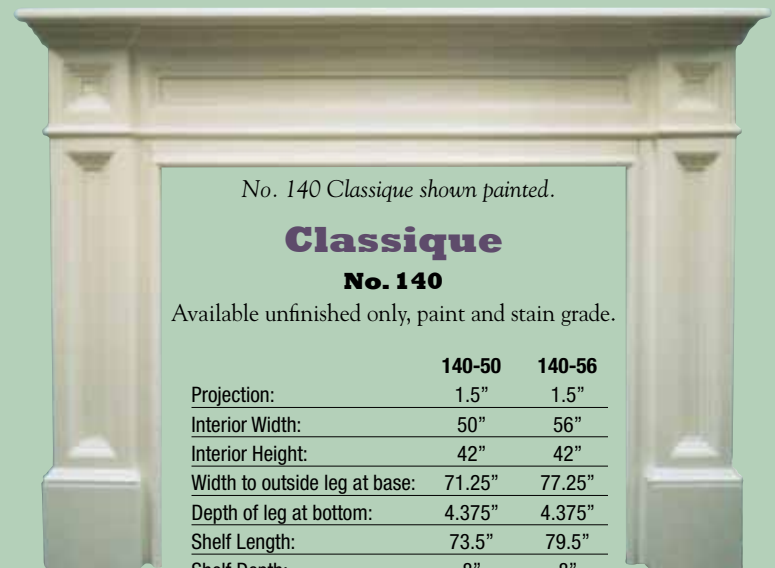
## Windsor

**No. 120**

Available unfinished only, paint and stain grade.

	120-48	120-56
Projection:	1.5"	1.5"
Interior Width:	48"	56"
Interior Height:	42"	42"
Width to outside leg at base:	63.5"	71.5"
Depth of leg at bottom:	4"	4"
Shelf Length:	68"	76"
Shelf Depth:	8"	8"
Overall Height:	57"	57"

3 piece scribe set included.



No. 140 Classique shown painted.

## Classique

**No. 140**

Available unfinished only, paint and stain grade.

	140-50	140-56
Projection:	1.5"	1.5"
Interior Width:	50"	56"
Interior Height:	42"	42"
Width to outside leg at base:	71.25"	77.25"
Depth of leg at bottom:	4.375"	4.375"
Shelf Length:	73.5"	79.5"
Shelf Depth:	8"	8"
Overall Height:	56"	56"

3 piece scribe set included.

Because each mounting surface is different, hardware is not included to attach the hanger board to the mounting surface. Please consult a professional for advice.



### LOOK FOR THE PEARL!

Each of our pieces is lovingly branded with a Pearl inlay—Our Certificate of Authenticity.

No. 110 shown unfinished.



No. 110 Williamsburg shown finished.



No. 111 Alamo shown painted.

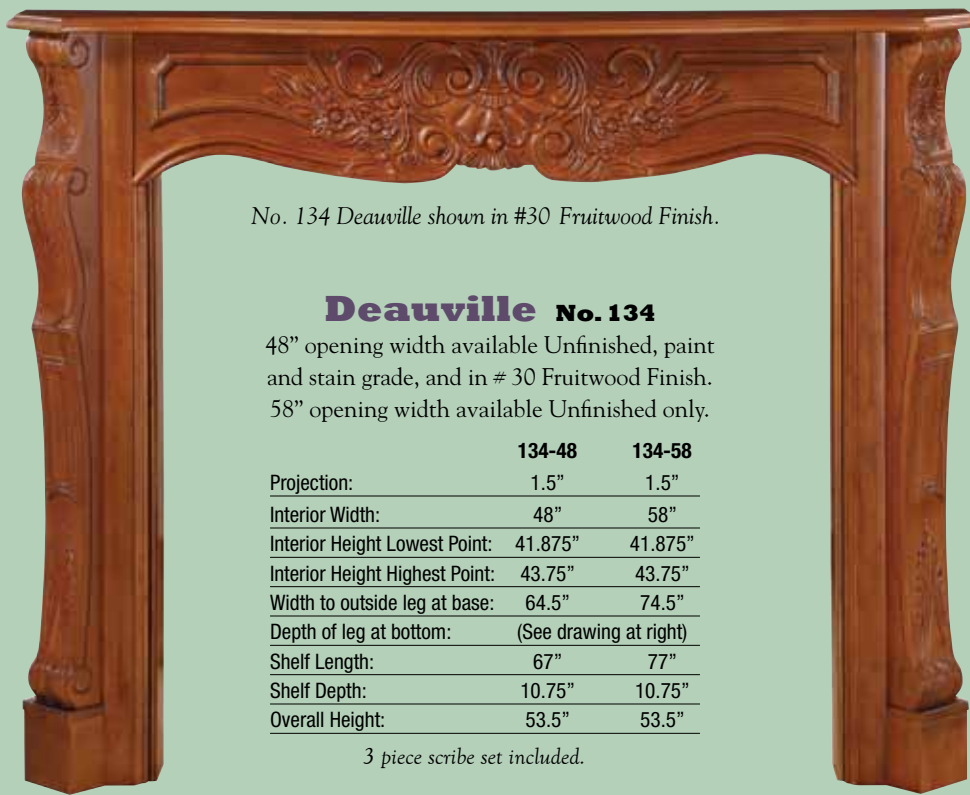
Wood and MDF are considered combustible materials. Heat clearances must be adhered to. Before installing, check your local building codes and the manufacturer's instructions for your specific fireplace insert or stove.

For all surrounds and shelves: hardware is not included to attach the hanger board to the mounting surface. Actual finish colors and distressing may vary from photos.

\*All Pearl Mantels are manufactured individually. Measurements listed are standard, but tolerances may vary. We encourage you to measure your mantel prior to installation and for all custom-fit applications.

# Your Mantel Headquarters!

Mantels are hand painted and hand distressed. Actual finish colors, textures and distressing may vary from photos.



No. 134 Deauville shown in #30 Fruitwood Finish.

## Deauville No. 134

48" opening width available Unfinished, paint and stain grade, and in # 30 Fruitwood Finish.  
58" opening width available Unfinished only.

	134-48	134-58
Projection:	1.5"	1.5"
Interior Width:	48"	58"
Interior Height Lowest Point:	41.875"	41.875"
Interior Height Highest Point:	43.75"	43.75"
Width to outside leg at base:	64.5"	74.5"
Depth of leg at bottom:	(See drawing at right)	
Shelf Length:	67"	77"
Shelf Depth:	10.75"	10.75"
Overall Height:	53.5"	53.5"

3 piece scribe set included.

### Easy Assembly

Easy 3 Piece Assembly:  
Legs bolt to Header

Projection

The arrows point out the 1 1/2" projection on the back of the mantel.  
This is where the mantel will touch the wall first.

Front of Mantel Leg

This opening gap between the back of the mantel leg and the wall is called "the projection"

Hanger Board (Attaches to Wall)

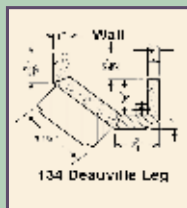
Scribe Moulding  
Hides any gaps between the front of the mantel and the material behind it.

Scribe Moulding

Note: Mounting hardware for hanger board and scribe moldings are not included.



No. Deauville 134 shown in #30 Fruitwood Finish.



Detail of No. 134 Deauville Leg.



## LOOK FOR THE PEARL!

Each of our pieces is lovingly branded with a Pearl inlay—Our Certificate of Authenticity.

Shown in #30 Fruitwood Finish.

The Deauville is hand crafted and hand carved. Carvings may vary.



No. 140 Classique shown painted.

Because each mounting surface is different, hardware is not included to attach the hanger board to the mounting surface. Please consult a professional for advice.

Wood and MDF are considered combustible materials. Heat clearances must be adhered to. Before installing, check your local building codes and the manufacturer's instructions for your specific fireplace insert or stove.

For all surrounds and shelves: hardware is not included to attach the hanger board to the mounting surface. Actual finish colors and distressing may vary from photos.

\*All Pearl Mantels are manufactured individually. Measurements listed are standard, but tolerances may vary. We encourage you to measure your mantel prior to installation and for all custom-fit applications.

Visit our website for more photos, 3D product animations, and information on our products and fine furniture quality finishes—[www.pearlmanentels.com](http://www.pearlmanentels.com)

Actual finish colors and distressing may vary from photos. © 1995-2020 Pearl Mantels Corporation®

# Light Weight Perfection Cast Stone Made in U.S.A.

Mantels are hand painted, hand distressed and hand poured. Actual finish colors, textures and distressing may vary from photos.

**Perfection Cast Stone artisan Todd Evans crafts each shelf from custom made molds designed to emulate the elegant variations, colors, and imperfections admired in natural stone.**



*Textures may vary as each piece is individually crafted and hand poured. Flat and rough surfaces are characteristic of poured cast stone corbels. Actual finish colors and hand distressing may vary from photos. Finish samples available.*

*Shown in Safari Finish.*

## For use Indoors and Out.

Because each mounting surface is different, hardware is not included to attach the hanger board to the mounting surface. Please consult a professional for advice.



*Shown in Leather Finish.*



*Shown in Smoke Finish.*

Wood and MDF are considered combustible materials. Heat clearances must be adhered to. Before installing, check your local building codes and the manufacturer's instructions for your specific fireplace insert or stove.

For all surrounds and shelves: hardware is not included to attach the hanger board to the mounting surface. Actual finish colors and distressing may vary from photos.

\*All Pearl Mantels are manufactured individually. Measurements listed are standard, but tolerances may vary. We encourage you to measure your mantel prior to installation and for all custom-fit applications.

# Your Mantel Headquarters!

Mantels are hand painted, hand distressed and hand poured. Actual finish colors, textures and distressing may vary from photos.

## 5 Foot Shelf

Shelf Length:	60"
Shelf Depth:	12"
Corbel Height:	9"
Corbel Depth:	9"
Corbel Width:	4"
Overall Height w/o Corbel:	3.5"
Overall Height w/ Corbel:	12.5"
Weight:	78 lbs.

## 6 Foot Shelf

Shelf Length:	72"
Shelf Depth:	12"
Corbel Height:	9"
Corbel Depth:	9"
Corbel Width:	4"
Overall Height w/o Corbel:	3.5"
Overall Height w/ Corbel:	12.5"
Weight:	96 lbs.

Order by color and length.

Made to order. Minimum 2 week lead time.

Actual finish colors and distressing may vary from photos.  
Finish samples available.

Because each mounting surface is different, hardware is not included to attach the hanger board to the mounting surface. Please consult a professional for advice.



Because each piece is individually hand crafted and poured, overall measurements may vary up to 1/2" and we recommend that the mantel shelf and corbels be installed first, then install the stone around the shelf. This insures a secure fit for the mantel and brackets. Lead time 2 weeks.

Installation is done following a 3 step plan. It is recommended that 2 people be available for installation.

**Note:** We suggest consulting a local expert if you are unfamiliar with masonry assembly and installation.

Masonry installation: Install corbels onto the masonry by attaching the brackets with 1/2" x 4" lag screws using suitable anchors. You will need 2 per corbel. For even weight distribution of the shelf, mount corbels approximately 12" in from each end on the 5 ft. shelf and 18" on the 6ft. shelf. After corbels are installed apply mortar or construction adhesive, per manufacturer's product instructions, to the top of each corbel and to the back of the shelf. Set mantel on top of corbels, arrange so that it is centered on the corbels and press against the wall. If necessary, clean with a slightly dampened cloth. Commercial cleaning products are not recommended.

If this is new construction, the stone will go over the brackets keeping them out of sight.

If this is a retrofit, use any stone parts that were chipped out in order for the shelf to fit to hide the brackets.

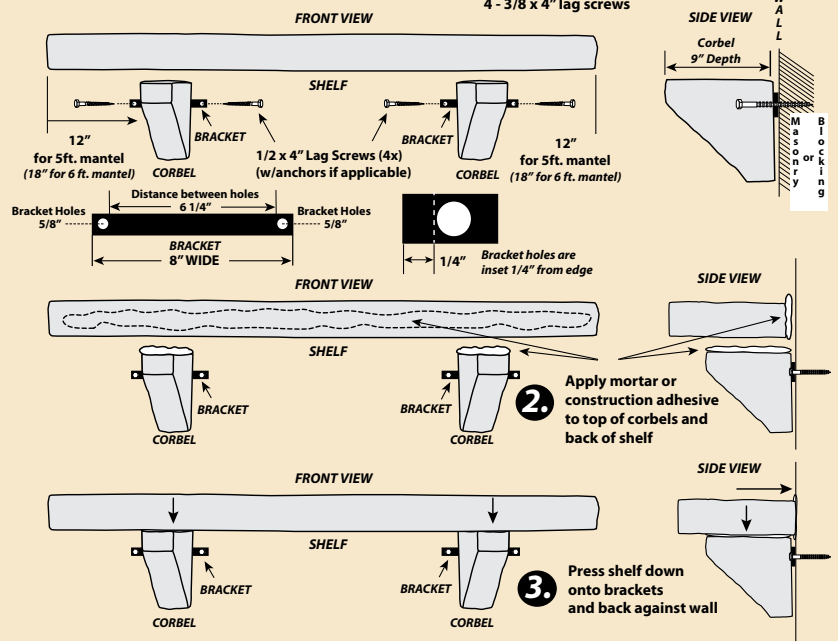
If installing to drywall, it will be necessary to cut the drywall away and install additional blocking between the studs to support the weight of the corbels and shelf. Hide the corbel brackets when reinstalling the drywall or hide with whatever material you may be using over the drywall (i.e. stone veneer, tile, etc.)

Because each piece is individually hand crafted and poured, overall measurements may vary up to 1/2" and we recommend that the mantel shelf and corbels be installed first, then install the stone around the shelf. This insures a secure fit for the mantel and brackets. If there are any gaps, they should be filled with mortar joint.

Please consult a professional if necessary.

## 3 - Step Installation:

- 1 Attach corbels to masonry or blocking using 4 - 3/8 x 4" lag screws



Wood and MDF are considered combustible materials. Heat clearances must be adhered to. Before installing, check your local building codes and the manufacturer's instructions for your specific fireplace insert or stove.

For all surrounds and shelves: hardware is not included to attach the hanger board to the mounting surface. Actual finish colors and distressing may vary from photos.

\*All Pearl Mantels are manufactured individually. Measurements listed are standard, but tolerances may vary. We encourage you to measure your mantel prior to installation and for all custom-fit applications.

Visit our website for more photos, 3D product animations, and information on our products and fine furniture quality finishes—[www.pearlmanentels.com](http://www.pearlmanentels.com)

Actual finish colors and distressing may vary from photos. © 1995-2020 Pearl Mantels Corporation®

# PEARL MANTELS®

Makers of fine furniture for your hearth and home



367 Carolina shown in Trail finish. See page 13.



410 Cassie MDF shown in Mineral finish. See page 5.



614 Shepherd MDF shown in White painted finish. See page 5.

© 1995-2020 Pearl Mantels Corporation®

Mantels are hand painted and hand distressed. Actual finish colors, textures and distressing may vary from photos.

Because each mounting surface is different, hardware is not included to attach the hanger board to the mounting surface. Please consult a professional for advice.

Wood and MDF are considered combustible materials. Heat clearances must be adhered to. Before installing, check your local building codes and the manufacturer's instructions for your specific fireplace insert or stove.

For all surrounds and shelves: hardware is not included to attach the hanger board to the mounting surface. Actual finish colors and distressing may vary from photos.

\*All Pearl Mantels are manufactured individually. Measurements listed are standard, but tolerances may vary. We encourage you to measure your mantel prior to installation and for all custom-fit applications.

Visit our web site at [www.pearlmantels.com](http://www.pearlmantels.com) to learn more about our products, watch videos, see lifestyle shots, download our brochure and much more.

- Follow us on Facebook and Pinterest



- Hearth, Patio & Barbecue Association



- 412 Shenandoah Mantel featured on HGTV's® *House Hunters Renovation*



Actual finish colors and distressing may vary from photos.

*Pearl Mantels® offers great value and quality to stand the test of time. When you decorate your fireplace or walls, pick a Pearl. Limited one year warranty.*