

# MDF—The perfect blend of design and price!

Mantels are hand painted and hand distressed. Actual finish colors, textures and distressing may vary from photos.

## Crestwood No. 618

MDF Available in White, Black, or Mineral painted finish. 48", 60", and 72" lengths.



	618-48	618-60	618-72
Top Shelf Length:	48"	60"	72"
Top Shelf Depth:	10"	10"	10"
Bottom Base Length:	39"	51"	63"
Bottom Base Depth:	5.5"	5.5"	5.5"
Overall Height:	5"	5"	5"



No. 618 MDF Shown in Black painted finish.

## LOOK FOR THE PEARL!


Each of our pieces is lovingly branded with a Pearl inlay—Our Certificate of Authenticity.



No. 618 Crestwood MDF shown in Mineral painted finish 60" length.



No. 618 Crestwood MDF shown in White painted finish 60" length.



No. 618 Crestwood MDF shown in Black painted finish 60" length.

Because each mounting surface is different, hardware is not included to attach the hanger board to the mounting surface. Please consult a professional for advice.



No. 618 Crestwood MDF shown in Mineral painted finish.



No. 618 Crestwood MDF shown in White painted finish.



No. 618 Crestwood MDF shown in Black painted finish.

Wood and MDF are considered combustible materials. Heat clearances must be adhered to. Before installing, check your local building codes and the manufacturer's instructions for your specific fireplace insert or stove.

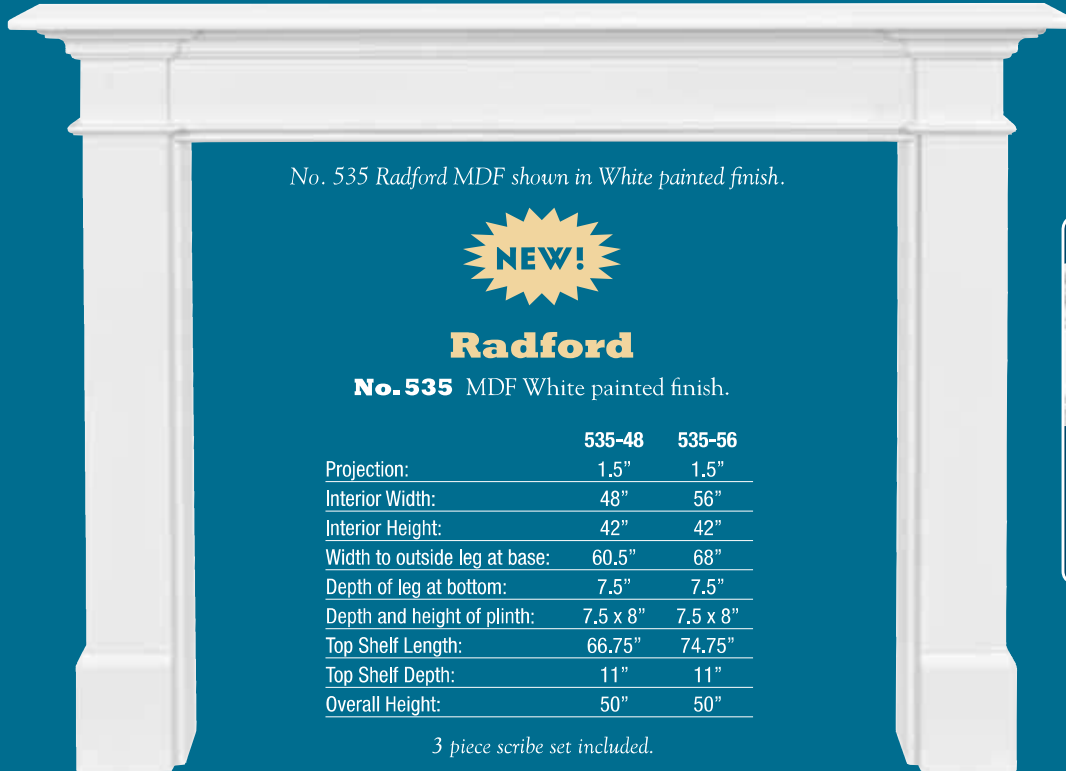
For all surrounds and shelves: hardware is not included to attach the hanger board to the mounting surface. Actual finish colors and distressing may vary from photos.

\*All Pearl Mantels are manufactured individually. Measurements listed are standard, but tolerances may vary. We encourage you to measure your mantel prior to installation and for all custom-fit applications.

**4** Visit our website for more photos, 3D product animations, and information on our products and fine furniture quality finishes—[www.pearlmantels.com](http://www.pearlmantels.com)  
Actual finish colors and distressing may vary from photos. © 1995-2020 Pearl Mantels Corporation®

# Your Mantel Headquarters!

Mantels are hand painted and hand distressed. Actual finish colors, textures and distressing may vary from photos.



No. 535 Radford MDF shown in White painted finish.



## Radford

**No. 535** MDF White painted finish.


	535-48	535-56
Projection:	1.5"	1.5"
Interior Width:	48"	56"
Interior Height:	42"	42"
Width to outside leg at base:	60.5"	68"
Depth of leg at bottom:	7.5"	7.5"
Depth and height of plinth:	7.5 x 8"	7.5 x 8"
Top Shelf Length:	66.75"	74.75"
Top Shelf Depth:	11"	11"
Overall Height:	50"	50"

3 piece scribe set included.

**LOOK FOR THE PEARL!**

Each of our pieces is lovingly branded with a Pearl inlay—Our Certificate of Authenticity.

No. 535 MDF shown in White painted finish.



No. 410 Cassie MDF shown in Mineral painted finish 60" length.

## Cassie No. 410

MDF Available in Mineral painted finish. 48", 60", and 72" lengths.

	410-48	410-60	410-72
Top Shelf Length:	48"	60"	72"
Top Shelf Depth:	9"	9"	9"
Bottom Base Length:	48"	60"	72"
Bottom Base Depth:	9"	9"	9"
Overall Height:	5"	5"	5"



No. 614 Shepherd MDF shown in White painted finish 60" length.

## Shepherd No. 614

MDF Available in White painted finish. 48", 60", and 72" lengths.

	614-48	614-60	614-72
Top Shelf Length:	48"	60"	72"
Top Shelf Depth:	11"	11"	11"
Bottom Base Length:	41.75"	53.75"	65.75"
Bottom Base Depth:	7.75"	7.75"	7.75"
Overall Height:	8"	8"	8"

Because each mounting surface is different, hardware is not included to attach the hanger board to the mounting surface. Please consult a professional for advice.

Wood and MDF are considered combustible materials. Heat clearances must be adhered to. Before installing, check your local building codes and the manufacturer's instructions for your specific fireplace insert or stove.

For all surrounds and shelves: hardware is not included to attach the hanger board to the mounting surface. Actual finish colors and distressing may vary from photos.

\*All Pearl Mantels are manufactured individually. Measurements listed are standard, but tolerances may vary. We encourage you to measure your mantel prior to installation and for all custom-fit applications.

Visit our website for more photos, 3D product animations, and information on our products and fine furniture quality finishes—[www.pearlmantels.com](http://www.pearlmantels.com)

Actual finish colors and distressing may vary from photos. © 1995-2020 Pearl Mantels Corporation®

# MDF—The perfect blend of design and price!

Mantels are hand painted and hand distressed. Actual finish colors, textures and distressing may vary from photos.

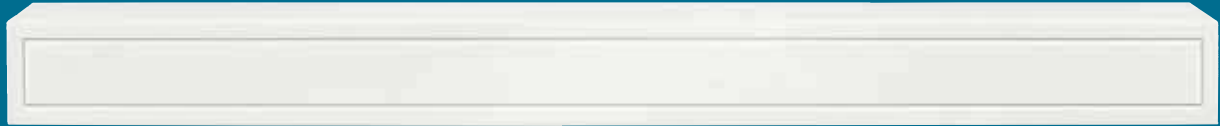
## Sarah No. 612

U.S. Patent No. D845,466 S

MDF Available in White painted finish.  
48", 60", and 72" lengths.

	612-48	612-60	612-72
Top Shelf Length:	48"	60"	72"
Top Shelf Depth:	9"	9"	9"
Bottom Base Length:	48"	60"	72"
Bottom Base Depth:	9"	9"	9"
Overall Height:	5"	5"	5"

*Because each mounting surface is different, hardware is not included to attach the hanger board to the mounting surface. Please consult a professional for advice.*




No. 612 Sarah MDF shown in White painted finish 60" length.

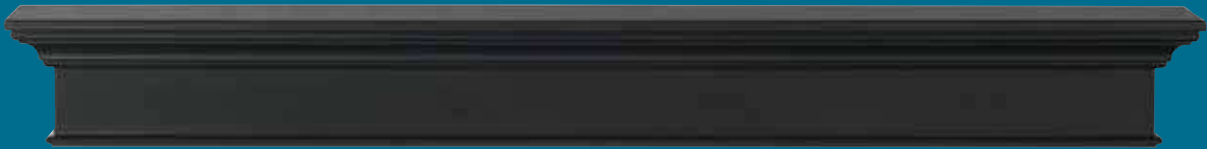
## Henry No. 610

MDF Available in  
White or Black painted finish.  
48", 60", and 72" lengths.

	610-48	610-60	610-72
Top Shelf Length:	48"	60"	72"
Top Shelf Depth:	9"	9"	9"
Bottom Base Length:	43.75"	55.875"	67.75"
Bottom Base Depth:	6.875"	6.875"	6.875"
Overall Height:	8"	8"	8"



No. 610 Henry MDF shown in White painted finish 60" length.



No. 610 Henry MDF shown in Black painted finish 60" length.



No. 612 Sarah MDF shown in White painted finish.



No. 612 MDF Shown in  
White painted finish.

### LOOK FOR THE PEARL!

*Each of our pieces  
is lovingly  
branded with a  
Pearl inlay—  
Our Certificate of  
Authenticity.*



No. 610 Henry MDF shown in Black painted finish.

Wood and MDF are considered combustible materials. Heat clearances must be adhered to. Before installing, check your local building codes and the manufacturer's instructions for your specific fireplace insert or stove.

For all surrounds and shelves: hardware is **not** included to attach the hanger board to the mounting surface. Actual finish colors and distressing may vary from photos.

\*All Pearl Mantels are manufactured individually. Measurements listed are standard, but tolerances may vary. We encourage you to measure your mantel prior to installation and for all custom-fit applications.

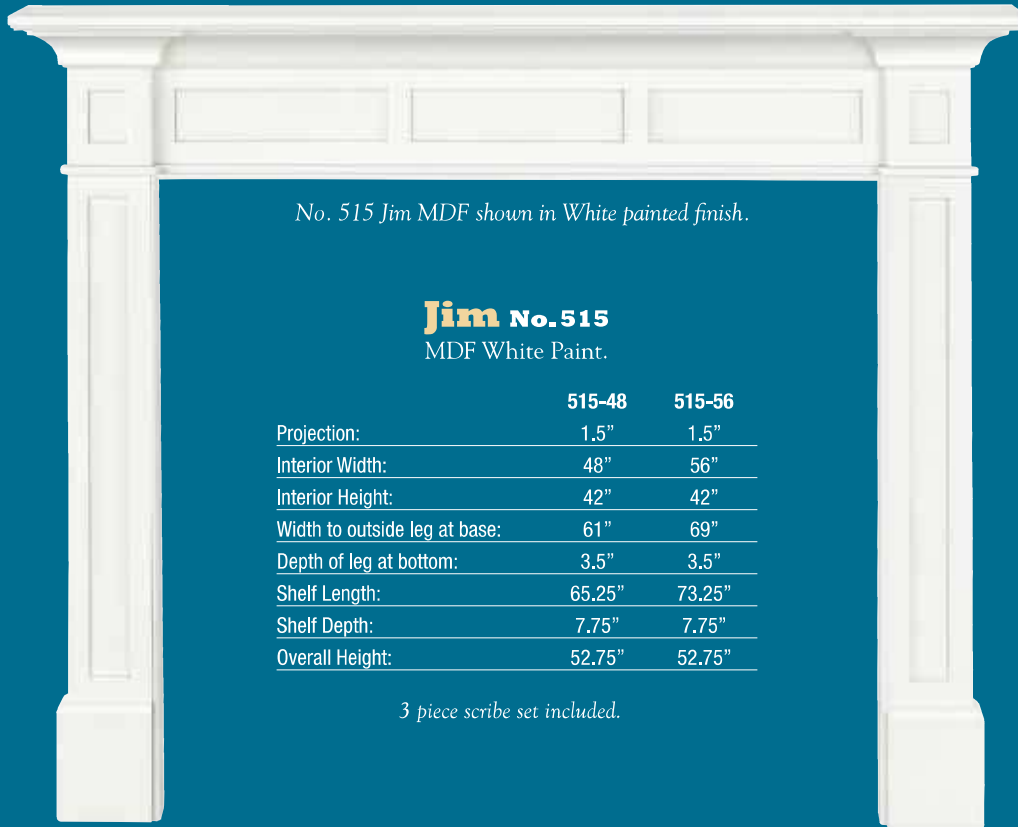


Visit our website for more photos, 3D product animations, and information on our products and fine furniture quality finishes—[www.pearlmantels.com](http://www.pearlmantels.com)

Actual finish colors and distressing may vary from photos. © 1995-2020 Pearl Mantels Corporation®

# Your Mantel Headquarters!

Mantels are hand painted and hand distressed. Actual finish colors, textures and distressing may vary from photos.



No. 515 Jim MDF shown in White painted finish.

## Jim No. 515

MDF White Paint.

	515-48	515-56
Projection:	1.5"	1.5"
Interior Width:	48"	56"
Interior Height:	42"	42"
Width to outside leg at base:	61"	69"
Depth of leg at bottom:	3.5"	3.5"
Shelf Length:	65.25"	73.25"
Shelf Depth:	7.75"	7.75"
Overall Height:	52.75"	52.75"

3 piece scribe set included.



No. 515 Jim MDF shown in White painted finish.

Because each mounting surface is different, hardware is *not* included to attach the hanger board to the mounting surface. Please consult a professional for advice.



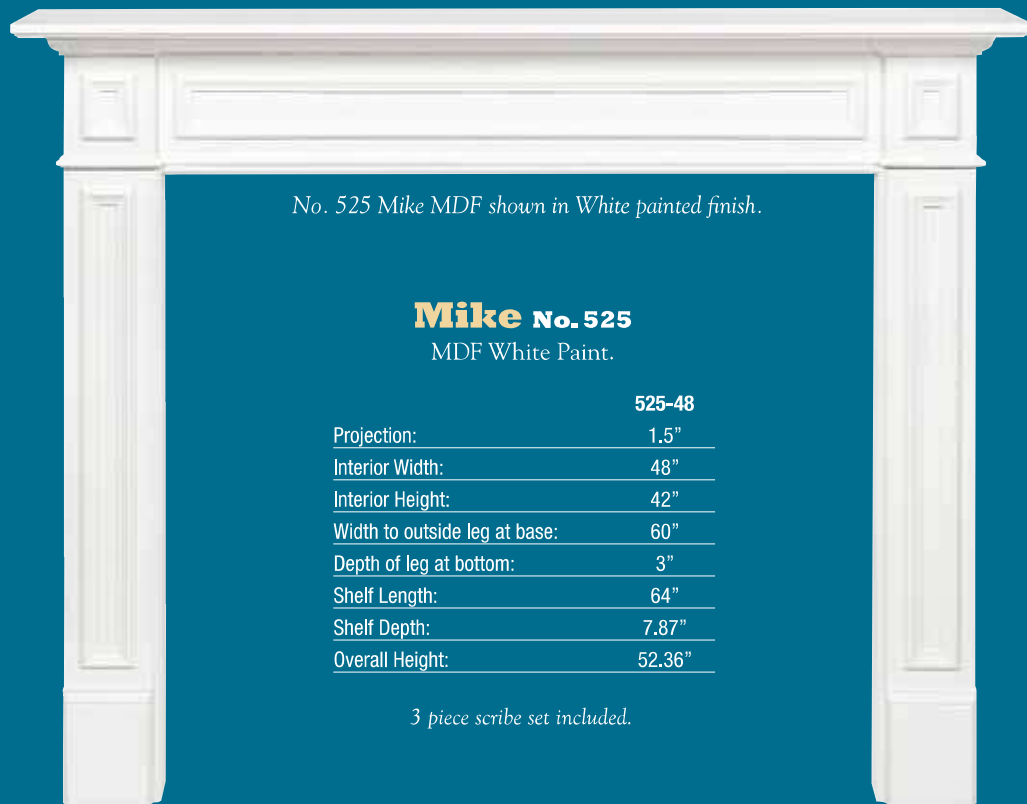
No. 525 Mike MDF shown in White painted finish.



## LOOK FOR THE PEARL!

Each of our pieces is lovingly branded with a Pearl inlay—Our Certificate of Authenticity.

No. 525 MDF shown in White painted finish.



No. 525 Mike MDF shown in White painted finish.

## Mike No. 525

MDF White Paint.

	525-48
Projection:	1.5"
Interior Width:	48"
Interior Height:	42"
Width to outside leg at base:	60"
Depth of leg at bottom:	3"
Shelf Length:	64"
Shelf Depth:	7.87"
Overall Height:	52.36"

3 piece scribe set included.

Wood and MDF are considered combustible materials. Heat clearances must be adhered to. Before installing, check your local building codes and the manufacturer's instructions for your specific fireplace insert or stove.

For all surrounds and shelves: hardware is *not* included to attach the hanger board to the mounting surface. Actual finish colors and distressing may vary from photos.

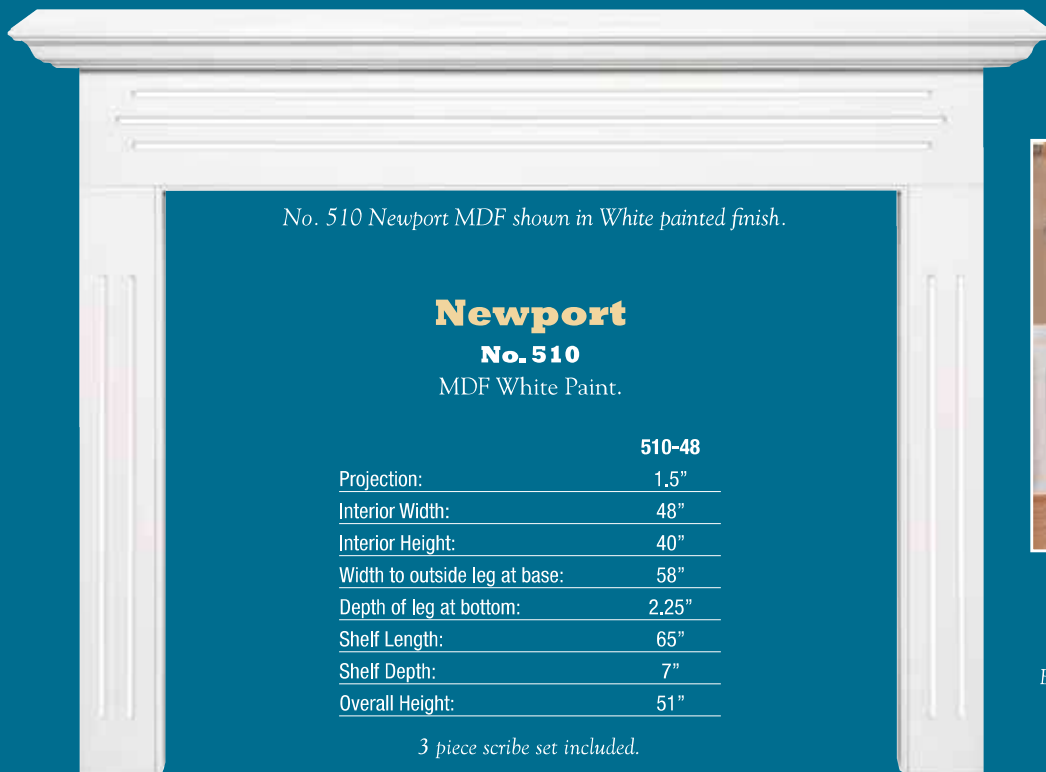
\*All Pearl Mantels are manufactured individually. Measurements listed are standard, but tolerances may vary. We encourage you to measure your mantel prior to installation and for all custom-fit applications.

Visit our website for more photos, 3D product animations, and information on our products and fine furniture quality finishes—[www.pearlmantels.com](http://www.pearlmantels.com)

Actual finish colors and distressing may vary from photos. © 1995-2020 Pearl Mantels Corporation®

# MDF—The perfect blend of design and price!

Mantels are hand painted and hand distressed. Actual finish colors, textures and distressing may vary from photos.



No. 510 Newport MDF shown in White painted finish.

## Newport

**No. 510**

MDF White Paint.

**510-48**

Projection:	1.5"
Interior Width:	48"
Interior Height:	40"
Width to outside leg at base:	58"
Depth of leg at bottom:	2.25"
Shelf Length:	65"
Shelf Depth:	7"
Overall Height:	51"

3 piece scribe set included.



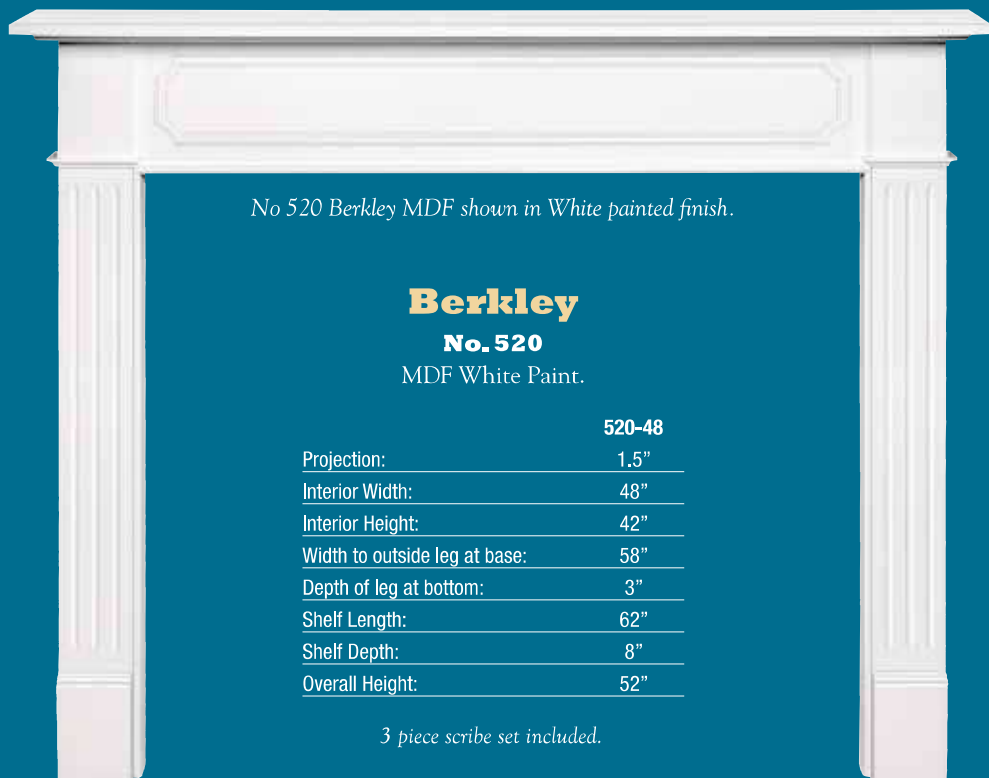
No. 510 Newport MDF shown in White painted finish.

Because each mounting surface is different, hardware is not included to attach the hanger board to the mounting surface. Please consult a professional for advice.

**LOOK FOR THE PEARL!**

Each of our pieces is lovingly branded with a Pearl inlay—Our Certificate of Authenticity.

No. 520 MDF shown in White painted finish.



No. 520 Berkley MDF shown in White painted finish.

## Berkley

**No. 520**

MDF White Paint.

**520-48**

Projection:	1.5"
Interior Width:	48"
Interior Height:	42"
Width to outside leg at base:	58"
Depth of leg at bottom:	3"
Shelf Length:	62"
Shelf Depth:	8"
Overall Height:	52"

3 piece scribe set included.



No. 520 Berkley MDF shown in White painted finish.

Wood and MDF are considered combustible materials. Heat clearances must be adhered to. Before installing, check your local building codes and the manufacturer's instructions for your specific fireplace insert or stove.

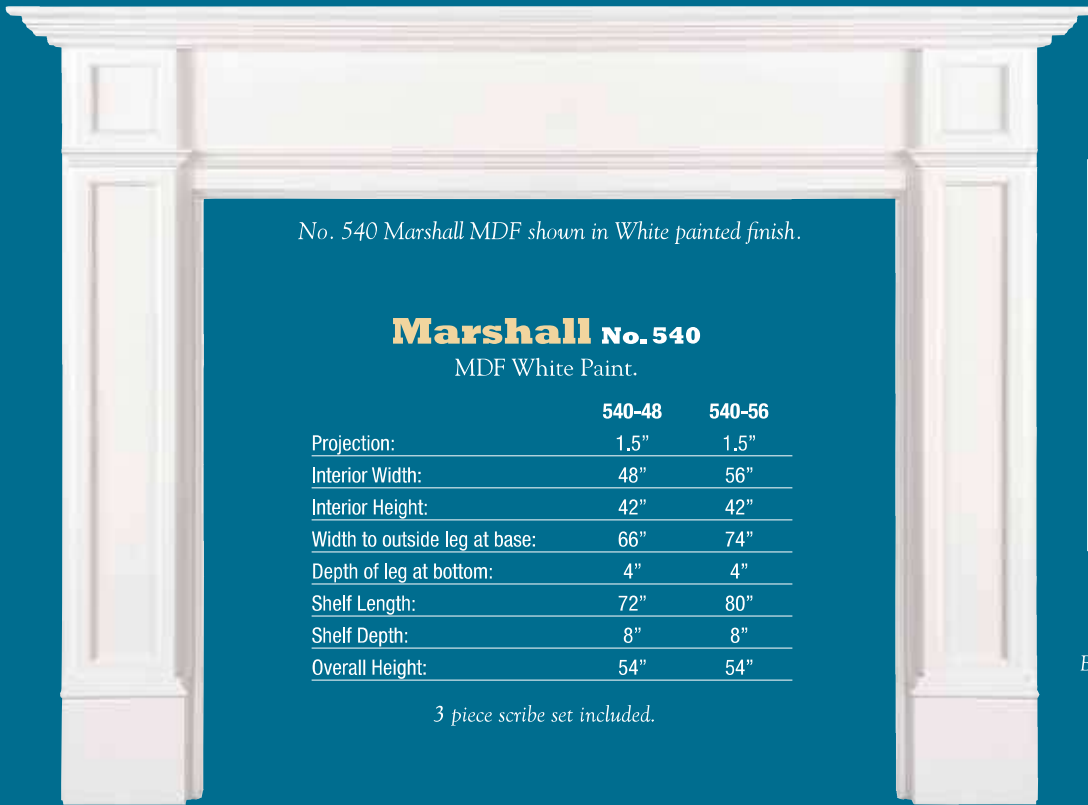
For all surrounds and shelves: hardware is not included to attach the hanger board to the mounting surface. Actual finish colors and distressing may vary from photos.

\*All Pearl Mantels are manufactured individually. Measurements listed are standard, but tolerances may vary. We encourage you to measure your mantel prior to installation and for all custom-fit applications.

**8** Visit our website for more photos, 3D product animations, and information on our products and fine furniture quality finishes—[www.pearlmantels.com](http://www.pearlmantels.com)  
Actual finish colors and distressing may vary from photos. © 1995-2020 Pearl Mantels Corporation®

# Your Mantel Headquarters!

Mantels are hand painted and hand distressed. Actual finish colors, textures and distressing may vary from photos.



No. 540 Marshall MDF shown in White painted finish.

## Marshall No. 540

MDF White Paint.

	540-48	540-56
Projection:	1.5"	1.5"
Interior Width:	48"	56"
Interior Height:	42"	42"
Width to outside leg at base:	66"	74"
Depth of leg at bottom:	4"	4"
Shelf Length:	72"	80"
Shelf Depth:	8"	8"
Overall Height:	54"	54"

3 piece scribe set included.

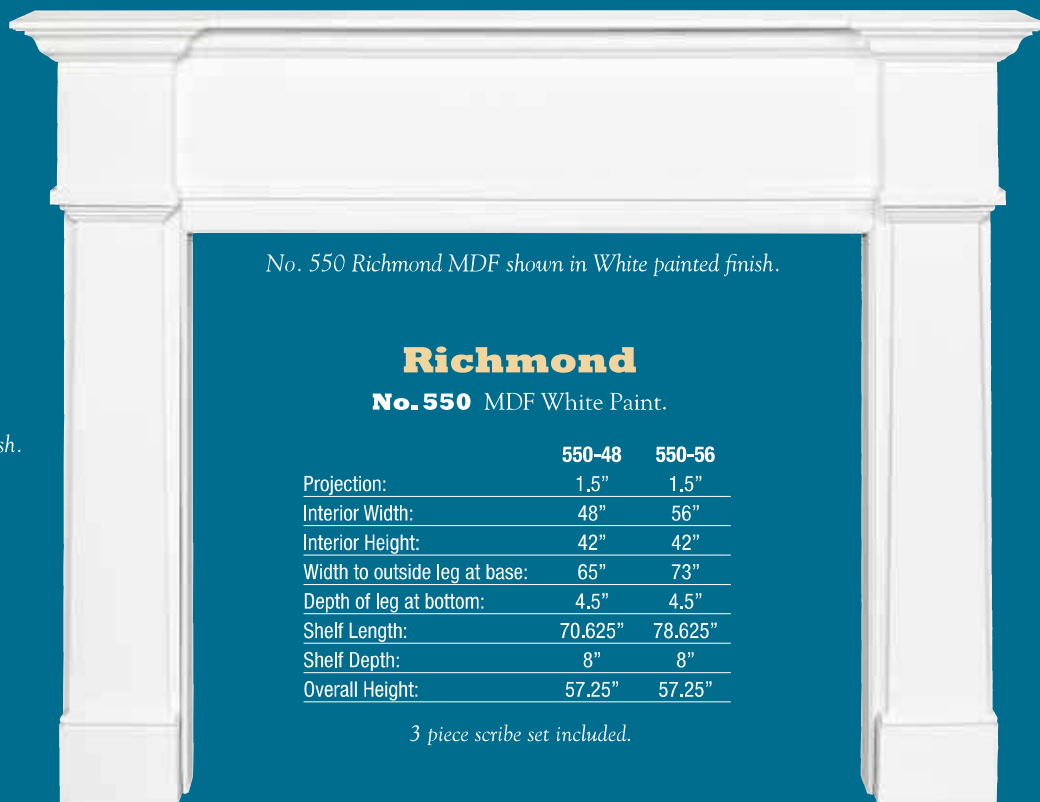


No. 540 Marshall MDF shown in White painted finish.

Because each mounting surface is different, hardware is not included to attach the hanger board to the mounting surface. Please consult a professional for advice.



No. 550 Richmond MDF shown in White painted finish.



No. 550 Richmond MDF shown in White painted finish.

## Richmond

No. 550 MDF White Paint.

	550-48	550-56
Projection:	1.5"	1.5"
Interior Width:	48"	56"
Interior Height:	42"	42"
Width to outside leg at base:	65"	73"
Depth of leg at bottom:	4.5"	4.5"
Shelf Length:	70.625"	78.625"
Shelf Depth:	8"	8"
Overall Height:	57.25"	57.25"

3 piece scribe set included.



### LOOK FOR THE PEARL!

Each of our pieces is lovingly branded with a Pearl inlay—Our Certificate of Authenticity.

No. 550 MDF shown in White painted finish.

Wood and MDF are considered combustible materials. Heat clearances must be adhered to. Before installing, check your local building codes and the manufacturer's instructions for your specific fireplace insert or stove.

For all surrounds and shelves: hardware is not included to attach the hanger board to the mounting surface. Actual finish colors and distressing may vary from photos.

\*All Pearl Mantels are manufactured individually. Measurements listed are standard, but tolerances may vary. We encourage you to measure your mantel prior to installation and for all custom-fit applications.

Visit our website for more photos, 3D product animations, and information on our products and fine furniture quality finishes—[www.pearlmantels.com](http://www.pearlmantels.com)

Actual finish colors and distressing may vary from photos. © 1995-2020 Pearl Mantels Corporation®